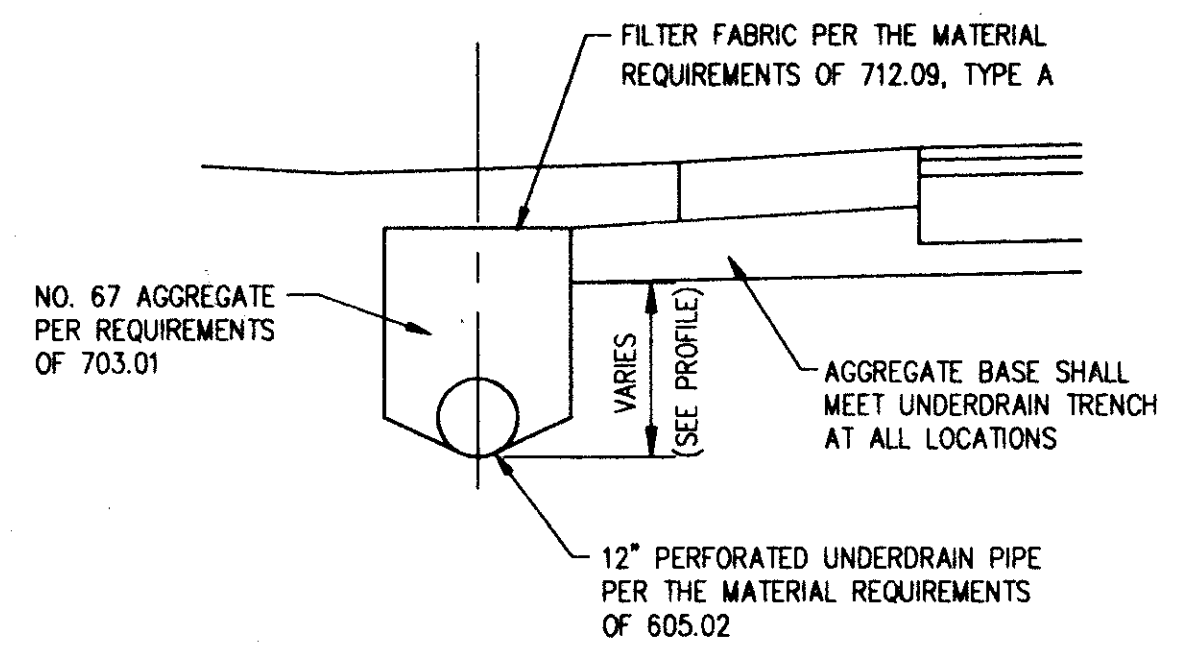
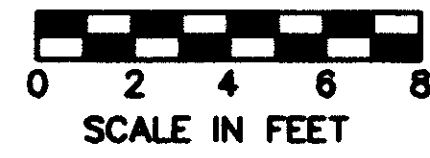
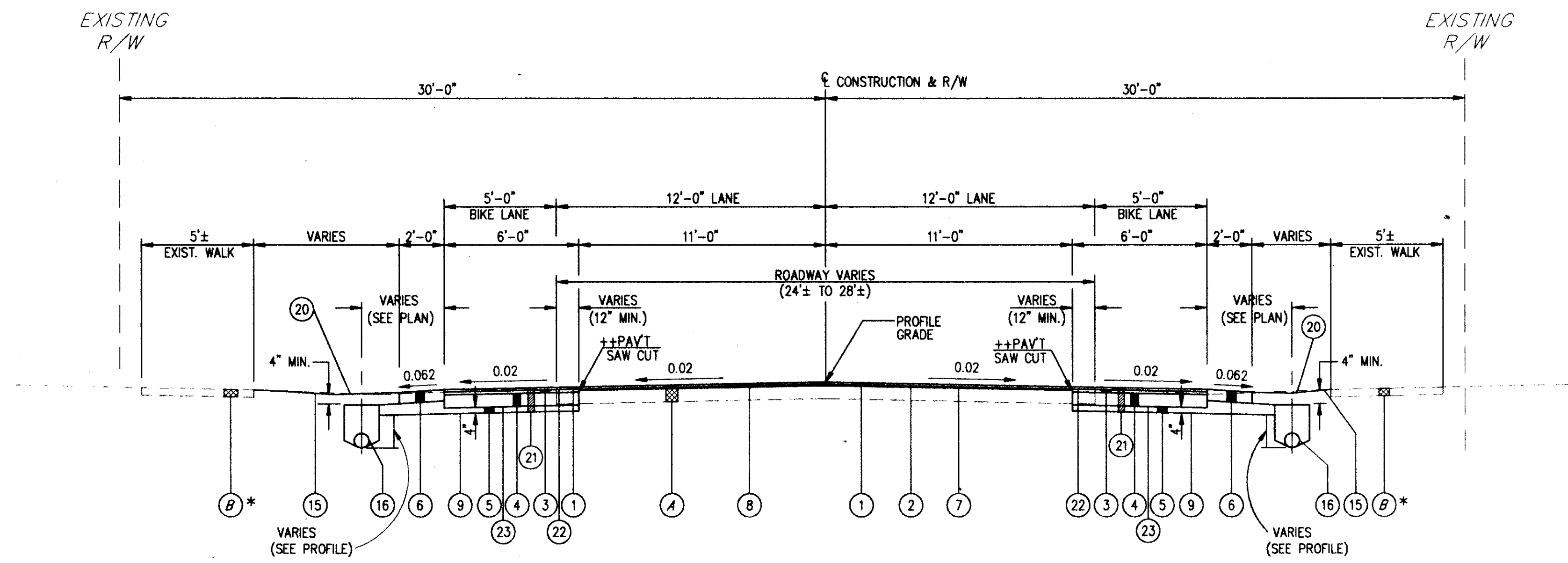


TYPICAL SECTIONS

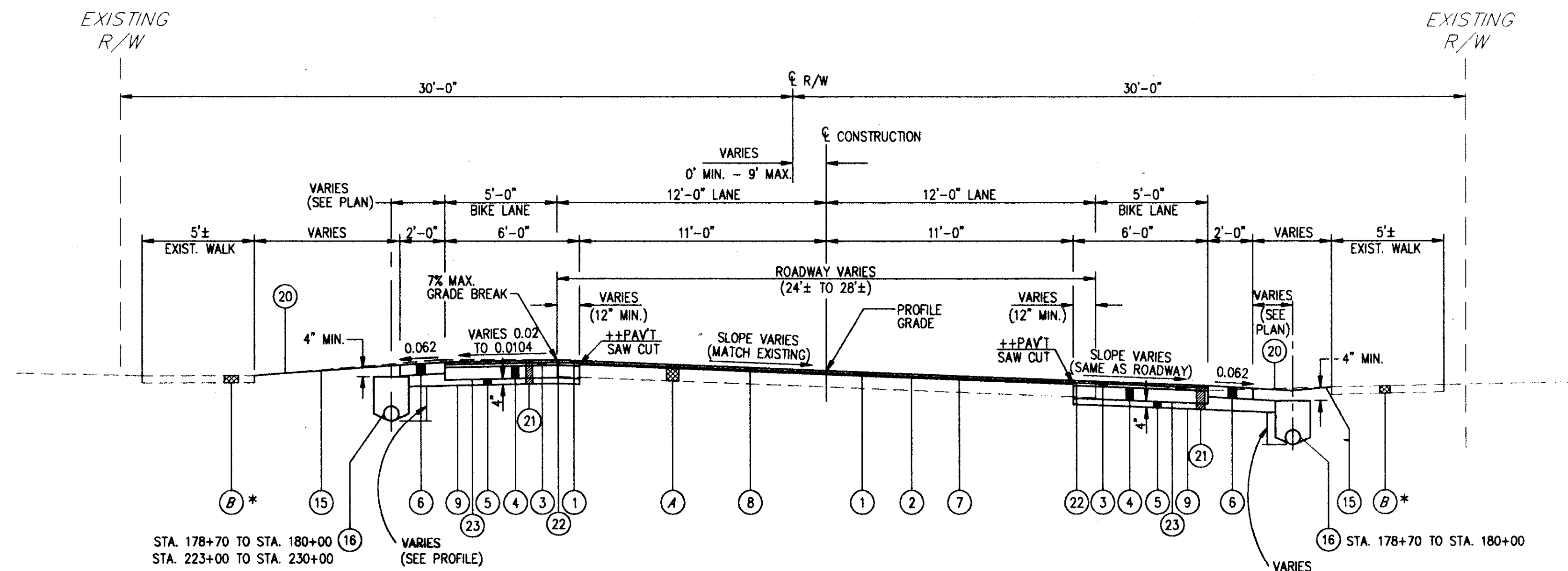


ITEM 605 - 12" SHALLOW UNDERDRAIN WITH FABRIC WRAP, AS PER PLAN



NORMAL 2 LANE SECTION

STA. 180+00.00 TO STA. 196+80.00 = 1680.00 LIN. FT.
 STA. 216+13.76 TO STA. 223+00.00 = 686.24 LIN. FT.
 STA. 230+00.00 TO STA. 249+80.00 = 1980.00 LIN. FT.
4346.24 LIN. FT.



SUPERELEVATED AND TRANSITION 2 LANE SECTION

STA. 177+62.00 TO STA. 180+00.00 = 238.00 LIN. FT.
 STA. 223+00.00 TO STA. 230+00.00 = 700.00 LIN. FT.
938.00 LIN. FT.

LEGEND

- ① ITEM 448 - 1 1/4" ASPHALT CONCRETE SURFACE COURSE, TYPE 1, PG64-22
- ② ITEM 448 - 0" MINIMUM ASPHALT CONCRETE INTERMEDIATE COURSE, TYPE 1, PG64-22 (1/2" AVE.)
- ③ ITEM 448 - 1 3/4" ASPHALT CONCRETE INTERMEDIATE COURSE, TYPE 2, PG64-22
- ④ ITEM 301 - 7" BITUMINOUS AGGREGATE BASE, PG64-22
- ⑤ ITEM 304 - AGGREGATE BASE, AS PER PLAN (DEPTH VARIES)
- ⑥ ITEM 411 - 6" STABILIZED CRUSHED AGGREGATE
- ⑦ ITEM 407 - TACK COAT
- ⑧ ITEM 254 - 1 1/4" PAVEMENT PLANING, BITUMINOUS
- ⑨ ITEM 203 - SUBGRADE COMPACTION
- ⑮ ITEM 660 - SODDING UNSTAKED
- ⑯ ITEM 605 - 12" SHALLOW PIPE UNDERDRAIN WITH FABRIC WRAP AS PER PLAN
- ⑰ ITEM 203 - LINEAR GRADING, AS PER PLAN
- ⑱ ITEM 203 - EXCAVATION NOT INCLUDING EMBANKMENT CONSTRUCTION
- ⑳ ITEM 407 - TACK COAT FOR INTERMEDIATE COURSE
- ㉑ ITEM 408 - BITUMINOUS PRIME COAT
- Ⓐ EXISTING BITUMINOUS PAVEMENT (THICKNESS VARIES, 9" AVG.)
- * Ⓑ EXISTING CONCRETE WALK

* EXISTING SIDEWALK TO BE REPLACED THROUGHOUT THE PROJECT AS REQUIRED AND DIRECTED BY THE ENGINEER. DEFINED AREAS SHOWN ON THE PLAN SHEETS.

++ FULL DEPTH PAVEMENT SAWING INCLUDED UNDER ITEM 203 - EXCAVATION

COPYRIGHT - DATE: 01-08-98 09:00, CT CONSULTANTS INC. H:\CT\92467\CAD\TYP1.DWG Scale: 1"=48'