

E-I-I

H-6

FED. RD. DIST. NO.	STATE	PROJECT	FISCAL YEAR
10	OHIO		1941
LAKE COUNTY			17
S.H. No. 520		SEC. C (Pt.)	

LAKSR 233 5,831

STATE OF OHIO  
DEPARTMENT OF HIGHWAYS

# P A I N E S V I L L E - E U C L I D R O A D

S.H. 520

SEC. C (Pt.)

## LINE DATA

# L A K E C O U N T Y

# W I L L O U G H B Y T O W N S H I P

BEGIN PROJECT.....	STA. 15+50
END PROJECT.....	STA. 52+00
GROSS LENGTH.....	3650.0 Lin. Ft.
ADDITIONS.....	NONE
DEDUCTIONS.....	NONE
NET LENGTH OF PROJECT.....	3650 L.F. or 0.691 Miles

**NET LENGTH OF PROJECT = 3650 FT. OR 0.691 MI.**

## CONVENTIONAL SIGNS

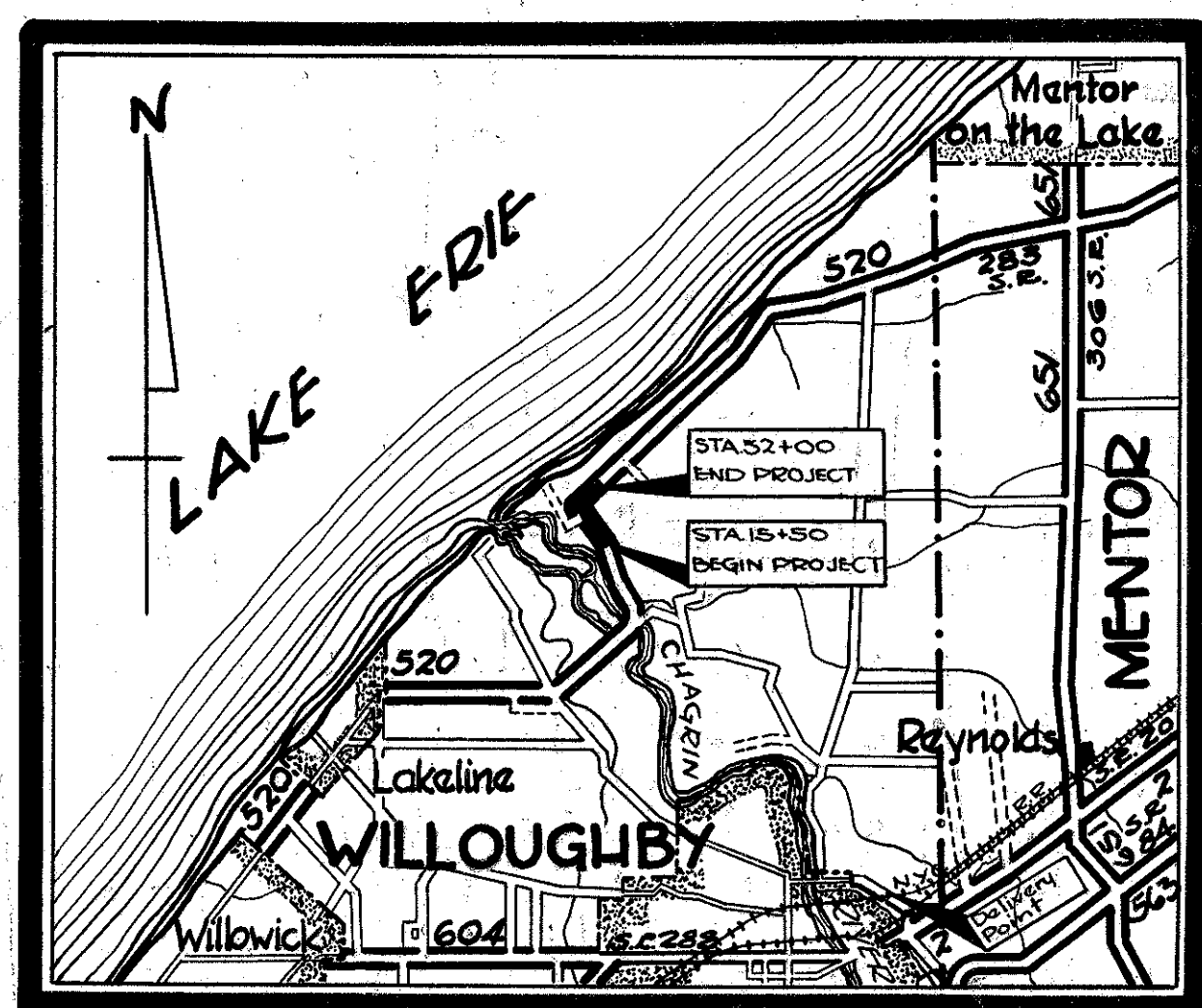
### TRAFFIC COUNT

TOTAL VEHICLES = 1503  
TOTAL TRUCKS = 117

- COUNTY LINE
- TOWNSHIP LINE
- CENTER LINE
- PROPERTY LINE
- CITY OR VILLAGE LINE
- x-x-x- FENCE LINE
- +++++ STEAM RAIL
- o-o-o POWER LINE
- o-o-o GUARD RAIL
- NEW DRAIN PIPE
- OLD DRAIN PIPE

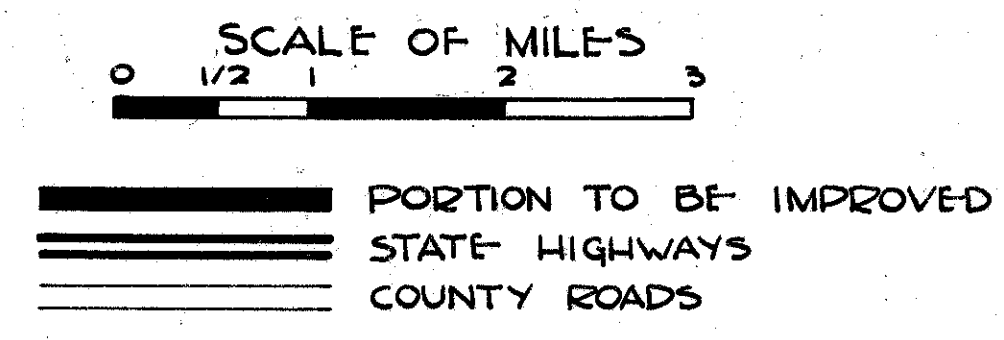
## INDEX OF SHEETS

TITLE SHEET.....	Sheet No. 1
TYPICAL SECTION.....	" 2
LINE SHEETS.....	" 344
CROSS SECTIONS.....	" 510
CULVERT DETAILS.....	" 11-13
INTERSECTION DETAILS.....	" 14-16
CURVE TABLES.....	" 4A
SUMMARY SHEET.....	" 17
JOINT SHEETS.....	" 2A & 2-B & 2-C & 2-D



AVERAGE HAUL = 3.5 Miles

## LOCATION PLAN



## SCALES

- 1"=100'.....PLAN
- 1"=10'.....VERTICAL PROFILE
- 1"=100'.....HORIZONTAL PROFILE
- 1"=5'.....CROSS SECTIONS

The Standard Specification of the State of Ohio, Department of Highways, including changes and supplemental specifications listed in the proposal, shall govern this improvement.

I hereby approve these plans and declare that the making this improvement will not require that the highway be closed to traffic and that provisions for the maintenance and safety of traffic will be as set forth in the plans and estimates.

The necessary right of way for this improvement will be provided by the State of Ohio.

Approved.....  
Date..... Resident Division Deputy Director


Approved.....  
Date..... 3-20-41 Murray D. Shepper Chief Engineer, Location and Right of Way

Approved.....  
Date..... Chief Engineer, Bureau of Maintenance

Approved.....  
Date..... Chief Engineer, Bureau of Bridges

Approved.....  
Date..... 3-25-41 Al Proque First Assistant Director and Chief Engineer

Approved.....  
Date..... 3-25-41 Director of Highways



SUPPLEMENTAL PRINTS OF STANDARD CONSTRUCTION DRAWINGS			
Drawing No.	Date	Drawing No.	Date
I-23445	3-1-39	L-1	2-16-38
I-81 No. 1	3-1-39	E-5 No. 1	7-1-40
I-8CB No. 1-2	3-1-39	I-15 No. 2	10-1-40
S-27 R. 2	3-1-39	B-T-71 E No. 1	10-1939
S-27 R. 3	3-1-39		
B-T-71 R	7-1-39		
I-15 No. 1	10-1-39		
G-707	10-1939		
B-T-50-70-71 E No. 1	10-1939		
B-T-70-71 E No. 1	10-1939		
T-70-71 E No. 1	10-1939		

SUPPLEMENTAL SPECIFICATIONS			
Drawing No.	Date	Drawing No.	Date
M-110.11	Rev. 9-16-39		
E-505	Rev. 2-15-40		
I-112			
M-110.12	Rev. 7-25-40		
M-110.23	Adj. 3-11-40		

FILE No. LAKE Co. - S.H. No. 520 - SEC. C (Pt.)  
DATE OF LETTING 1941  
CONTRACT No.

M.D.C.

000057  
TITLE SHEET