



184+08
619.37

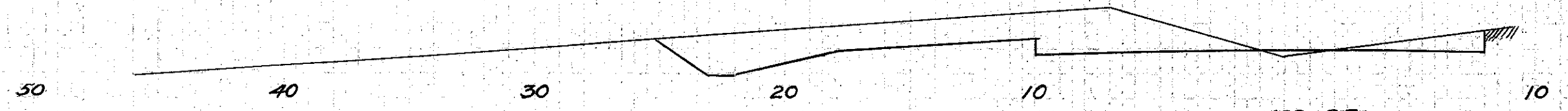
Total in "A" = 1351.2 cu.yds.



183+50
617.92



183+0
615.4

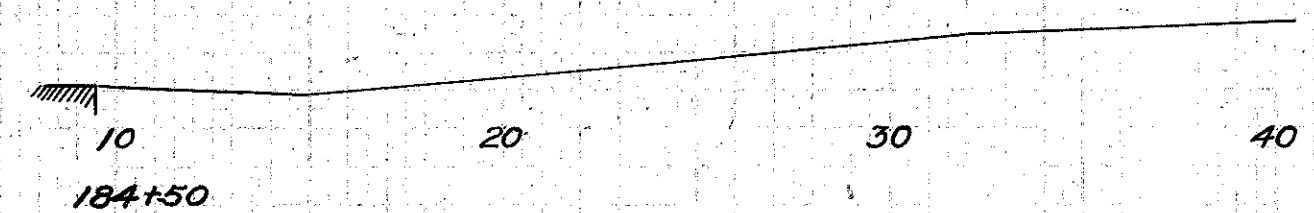


182+65
612.7


Borrow Pit "A"

Borrow Pit "B"

Total in "B" = 9483.5 cu.yds.

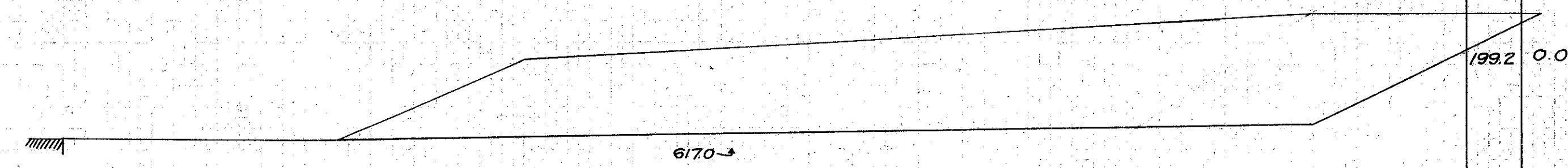


184+50



184+0

6180.4



183+50

6170.4

Borrow Pits.

Sta.	End Area		Cu. Yds.	
	Cut	Fill	Cut	Fill
184+08	0.0	0.0		
			668	0.0
	4438	0.0		
			7566	0.0
	3734	0.0		
			4534	
	116.2	0.0		
			76.4	
	0.0			
	0.0	0.0		
			60.5	0.0
			65.4	0.0
			2450	0.0
			199.2	0.0
			6498	0.0