

70 60 50 40 30 20 10 0 10 20 30 40 50

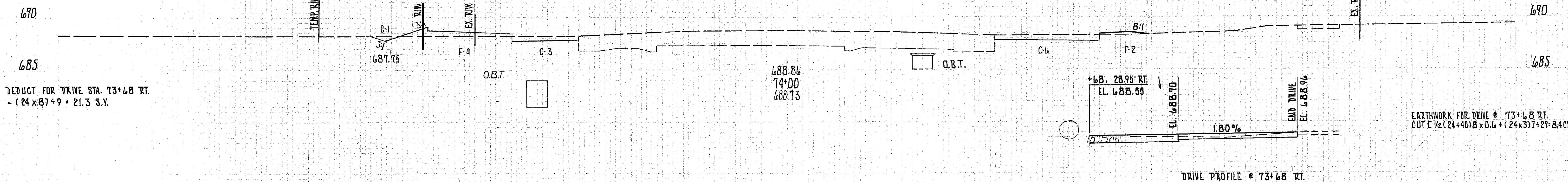
LAKE COUNTY  
LAK-2D-6.65

49  
114


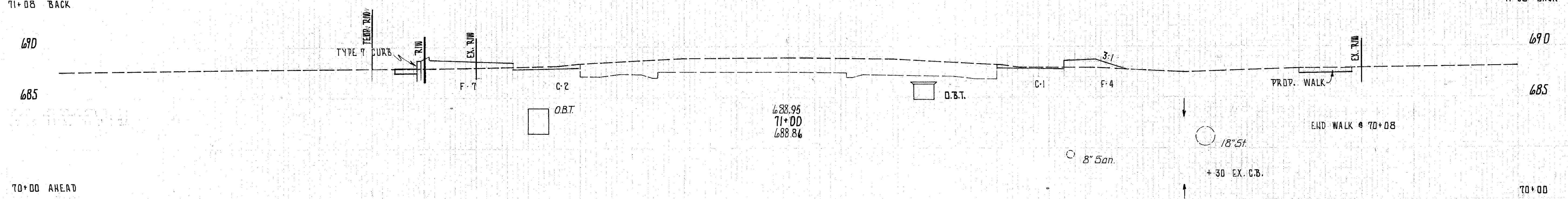
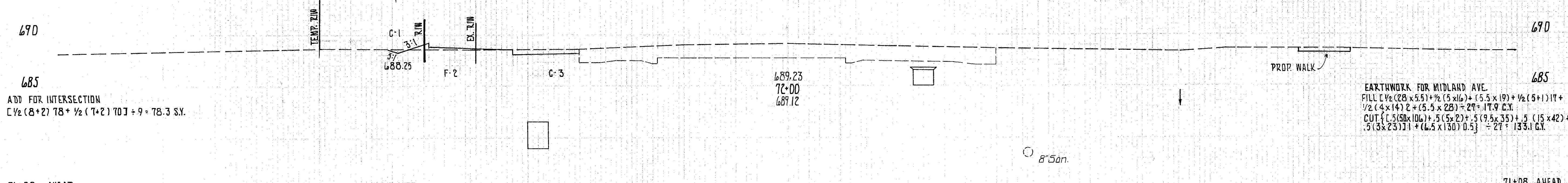
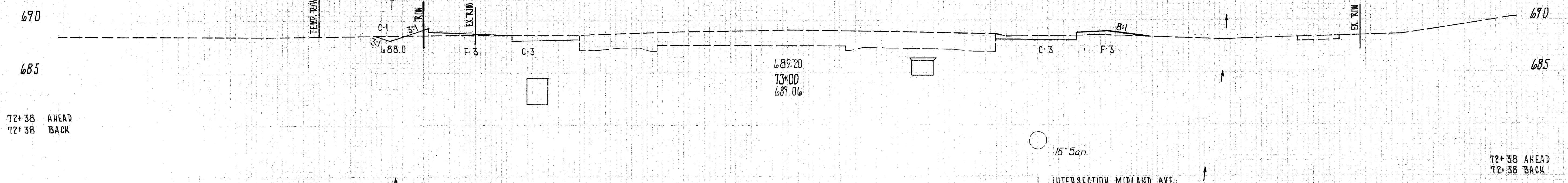
CALC: PCB 2-83  
CHK: RDB 2-83

36' RT. STA. 74+70  
NO. 2-2-B C.B.  
R. GRATE 687.80  
R. 12" SW+E 685.24

60 70



44.0' RT. STA. 73+50  
NO. 2-2-B C.B.  
R. GRATE 687.72  
R. 12" NE 685.72



STA. 71+00 TO STA. 74+00