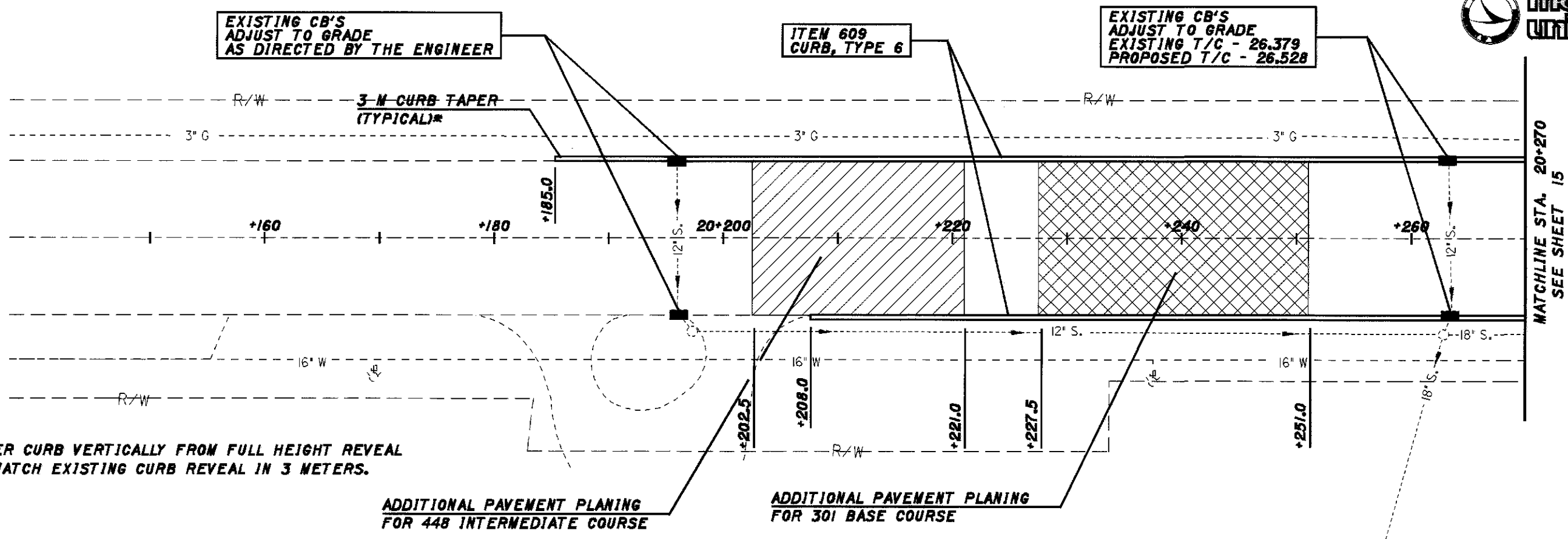



PLOTTED BY: coop2
 PLOTTED FILE: users\billorincz\p1698\lqf\lqf.dgn
 1698.lqf.dgn
 PLOT SUBMITTED: 05-FEB-1998 11:29

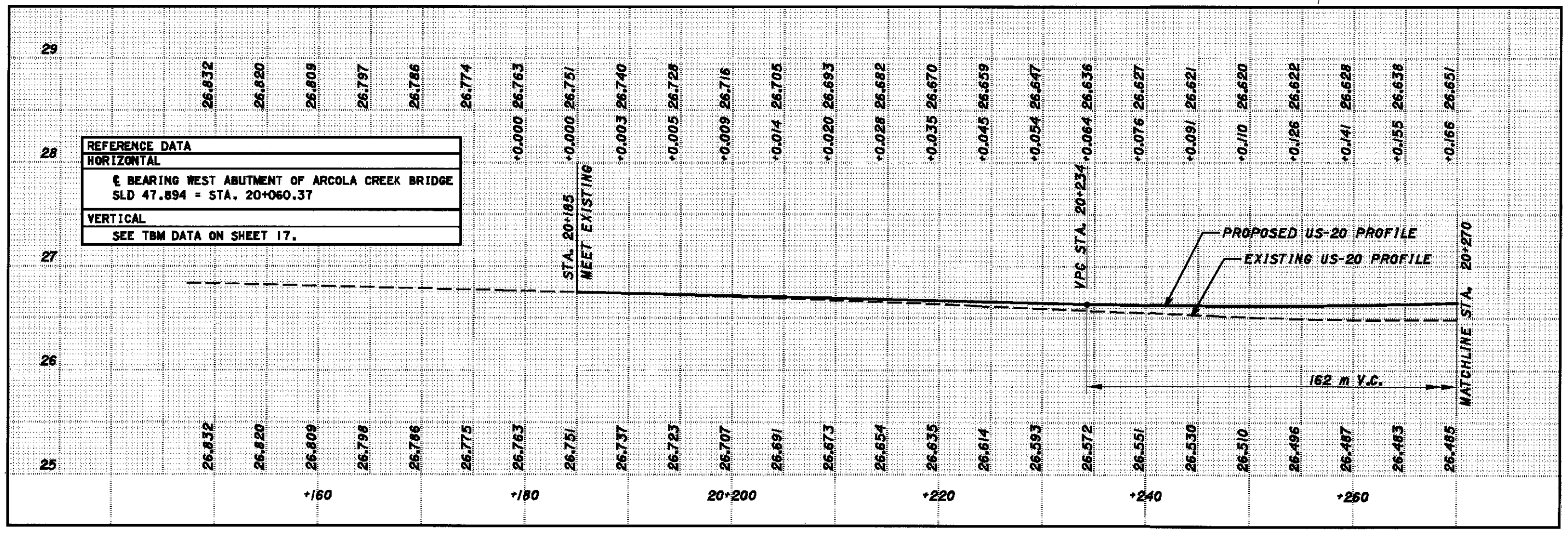


* TAPER CURB VERTICALLY FROM FULL HEIGHT REVEAL TO MATCH EXISTING CURB REVEAL IN 3 METERS.

ADDITIONAL PAVEMENT PLANING FOR 448 INTERMEDIATE COURSE

ADDITIONAL PAVEMENT PLANING FOR 301 BASE COURSE

SEE SHEET 16 FOR ASPHALT PLACEMENT DETAILS



| REFERENCE DATA | |
|---|--|
| HORIZONTAL | |
| ☉ BEARING WEST ABUTMENT OF ARCOLA CREEK BRIDGE SLD 47.894 = STA. 20+060.37 | |
| VERTICAL | |
| SEE TBM DATA ON SHEET 17. | |

PLAN & PROFILE
 PROFILE ADJUSTMENT IN ARCOLA CREEK AREA

LAK-20-28.014
 14/28