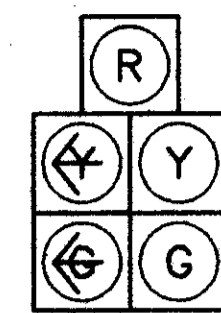
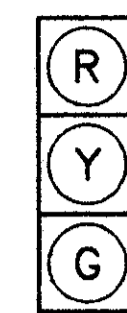



**SIGNALS**



A,C,E,G



B,D,F,H



W - W  
X - X  
Y - Y  
Z - Z

TYPE D2

ALL HEADS ARE 300 mm POLYCARBONATE



W-173-750  
750mm x 750mm  
QTY = 4  
MOUNT FOR ALL DIRECTIONS



ERECT W-173-750 SIGN ON MAST ARM APPROXIMATELY 1.2 METERS FROM THE SIGNAL SUPPORT UPRIGHT FOR A MINIMUM OF 30 DAYS, BUT NOT TO EXCEED FORTY-FIVE (45) DAYS. AFTER THAT TIME, THE CONTRACTOR SHALL REMOVE THE W-173-750 SIGN AND THE SIGN BECOMES THE PROPERTY OF THE CONTRACTOR. ERECTION, REMOVAL, SIGN AND MOUNTING HARDWARE SHALL BE INCIDENTAL TO THE COST OF ITEM 614, MAINTAINING TRAFFIC. SIGN SHALL BE ERECTED PRIOR TO ENERGIZING THE NEW SIGNAL INSTALLATION.

JACK OR DRILL UNDER DRIVE  
20 m - 51 mm C

PROP. SIGNAL SUPPORT, P4  
TYPE TC-81.20 DES.2, 8.8 m ARM  
PEDESTRAIN SIGNALS AND PUSHBUTTONS  
STA. 0+765.7, 9.8 m L.

PROP. 330mm X 600mm PULLBOX, PB3  
STA. 0+767.0, 9.7 m L.

REMOVE EXIST. STRAIN POLE  
STA. 0+767.6, 11.1 m L.

REMOVE EXIST. STRAIN POLE  
STA. 0+783.4, 10.5 m L.

PROP. SIGNAL SUPPORT, P3  
TYPE TC-81.20 DES.3, 10.0 m ARM  
PEDESTRAIN SIGNALS AND PUSHBUTTONS  
STA. 0+785.6, 8.7 m L.

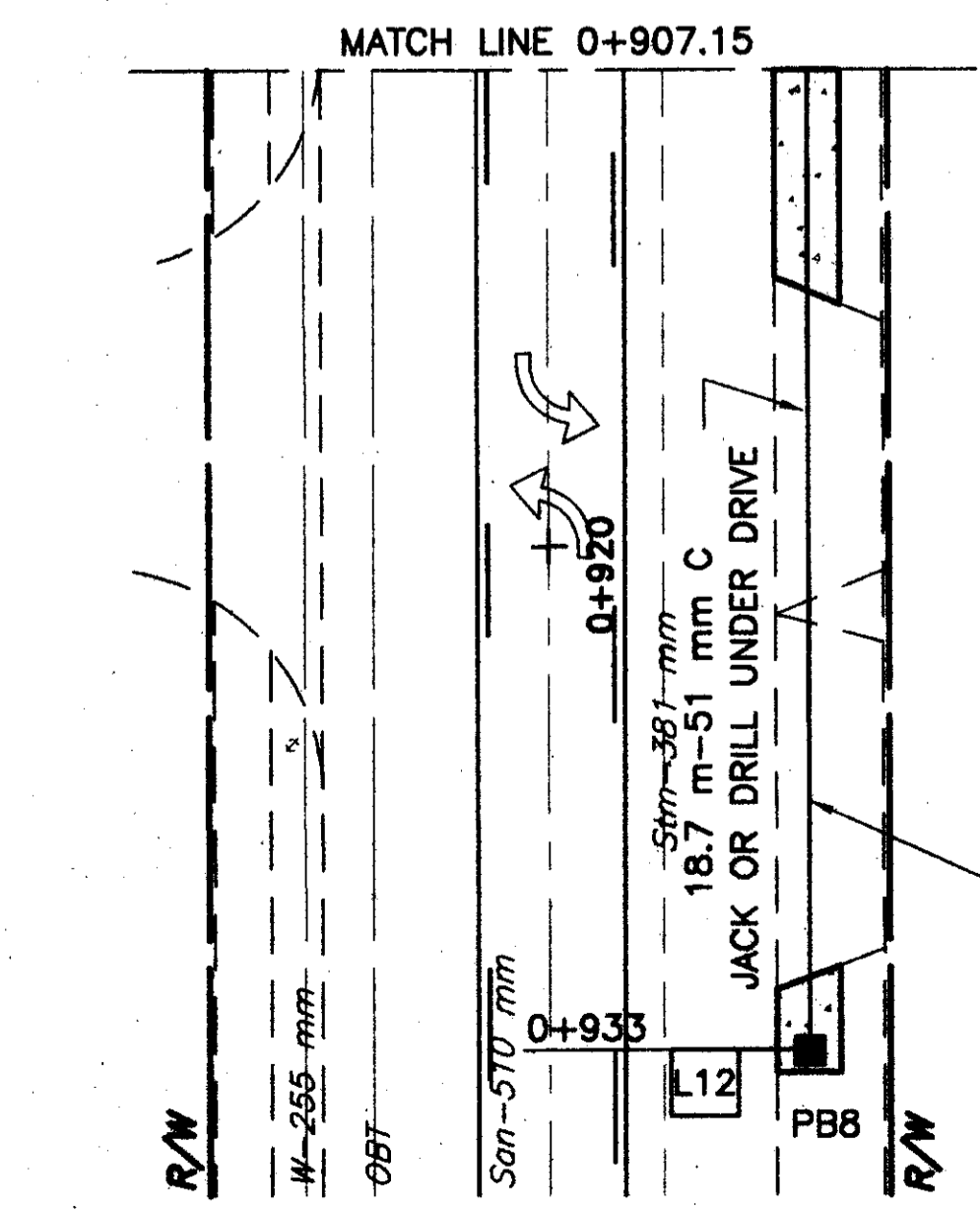
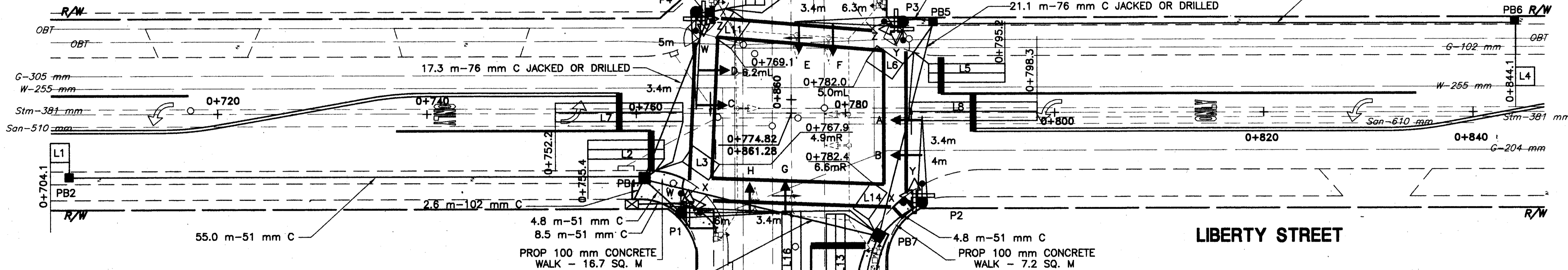
PROP. 450mm PULLBOX, PB5  
STA. 0+788.4, 8.7 m L.

PROP. 450mm PULLBOX, PB6  
STA. 0+844.1, 8.7 m L.

PROP. 450 mm PULLBOX, PB4  
STA. 0+791, 6.0 m R.

JACK OR DRILL UNDER DRIVE  
9.4 m - 51 mm C

60.9 m-51 mm C



MATCH LINE 0+907.15

PROP. 450 mm PULLBOX, PB2  
STA. 0+706.0, 6.1 m R.

PROP. CONTROLLER WITH FOUNDATION  
STA. 0+759.6, 8.6 m R.

PROP. 600 mm PULLBOX, PB1  
STA. 0+760.7, 6.0 m R.

PROP. SIGNAL SUPPORT, P1  
TYPE TC-81.20 DES.3, 10.0 m ARM  
PEDESTRAIN SIGNALS AND PUSHBUTTONS  
STA. 0+764.3, 9.5 m R.

PROP. 51 mm CONDUIT RISER FOR POWER  
STA. 0+767.6, 11.0 m R.

REMOVE EXIST. STRAIN POLE  
STA. 0+768.0, 12.0 m R.

PROP. 330mm X 600mm PULLBOX, PB8  
STA. 0+933, 7.0 m L.

60.8 m-51 mm C

JACK OR DRILL UNDER DRIVE

18.7 m-51 mm C

PROP. 100 mm CONCRETE WALK - 16.7 SQ. M

23 m-76 mm C JACKED OR DRILLED

PROP. 100 mm CONCRETE WALK - 7.2 SQ. M

PROP. 100 mm CONCRETE WALK - 63.2 SQ. M

REMOVE EXIST. CONTROLLER & FOUNDATION  
STA. 0+782.8, 15.0 m R.

REMOVE EXIST. PULLBOX  
STA. 0+782.8, 14.2 m R.

REMOVE EXIST. STRAIN POLE  
STA. 0+782.8, 13.4 m R.


PROP. 450mm X 760mm PULLBOX, PB7  
STA. 0+783.2, 11.8 m R.

PROP. SIGNAL SUPPORT, P2  
TYPE TC-81.20 DES.2, 8.0 m ARM  
PEDESTRAIN SIGNALS AND PUSHBUTTONS  
STA. 0+787.3, 8.4 m R.

**LIBERTY STREET**

**WASHINGTON STREET**

**PED SIGNS**



R-73A-9  
225 mm x 300 mm  
QTY = 4



R-73A-9  
225 mm x 300 mm  
QTY = 4