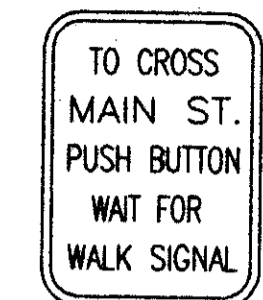
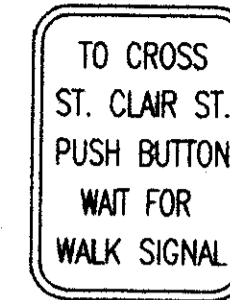


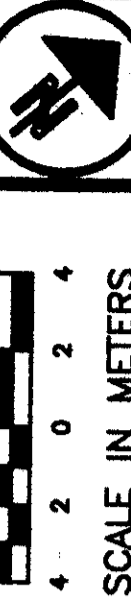
100% LOCAL

PED SIGNS



R-73A
225mm x 300mm
QTY = 4

R-73A
225mm x 300mm
QTY = 4

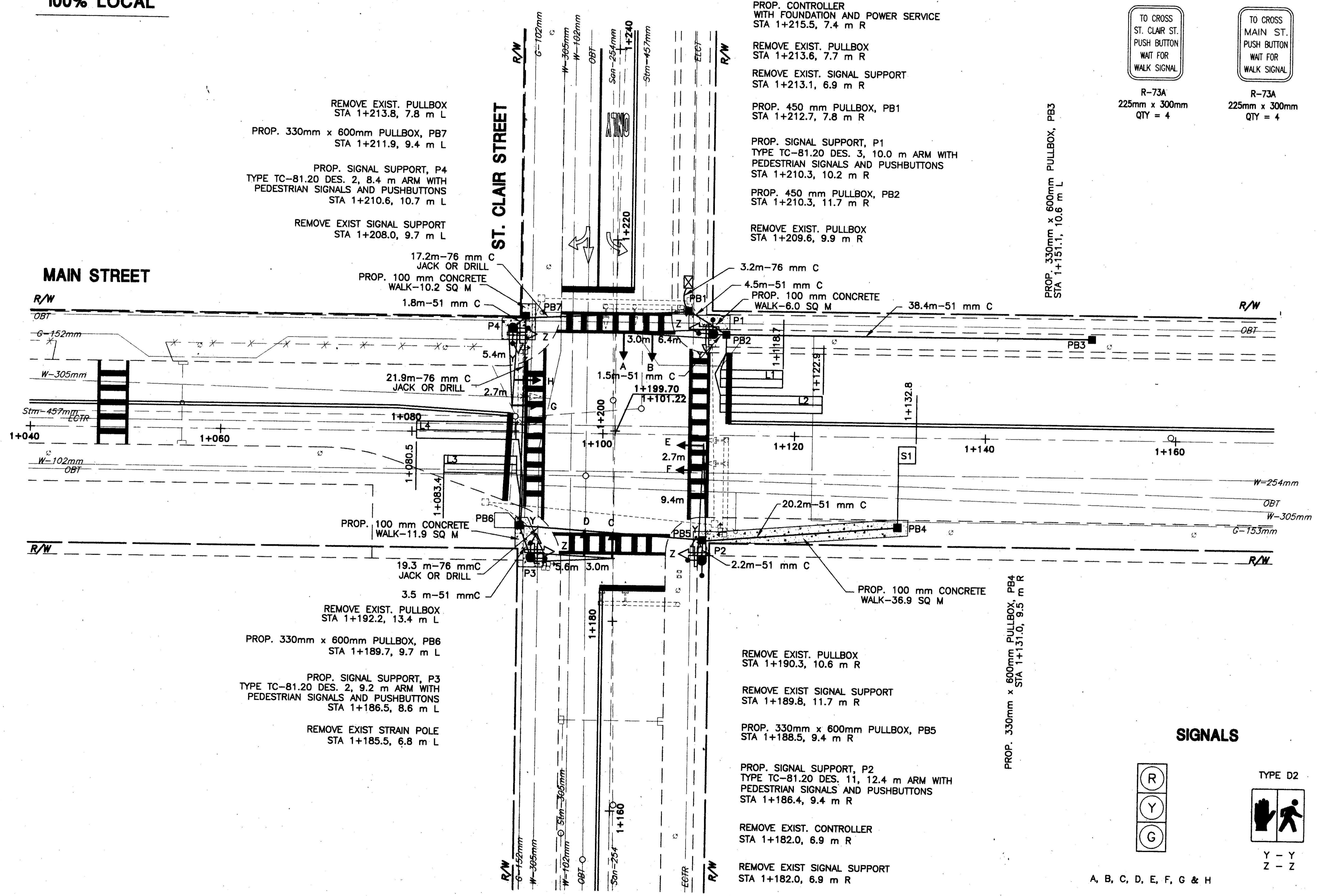


CALCULATED
CHECKED

TRAFFIC CONTROL PLAN
ST. CLAIR & MAIN STREET

LAKE COUNTY
LAK-20-22.916/VARIOUS

61
111



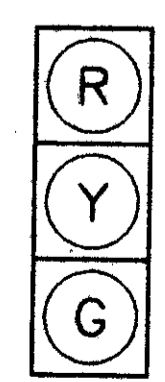
REMOVE EXIST. PULLBOX
STA 1+213.8, 7.8 m L
PROP. 330mm x 600mm PULLBOX, PB7
STA 1+211.9, 9.4 m L
PROP. SIGNAL SUPPORT, P4
TYPE TC-81.20 DES. 2, 8.4 m ARM WITH
PEDESTRIAN SIGNALS AND PUSHBUTTONS
STA 1+210.6, 10.7 m L
REMOVE EXIST SIGNAL SUPPORT
STA 1+208.0, 9.7 m L

PROP. CONTROLLER
WITH FOUNDATION AND POWER SERVICE
STA 1+215.5, 7.4 m R
REMOVE EXIST. PULLBOX
STA 1+213.6, 7.7 m R
REMOVE EXIST. SIGNAL SUPPORT
STA 1+213.1, 6.9 m R
PROP. 450 mm PULLBOX, PB1
STA 1+212.7, 7.8 m R
PROP. SIGNAL SUPPORT, P1
TYPE TC-81.20 DES. 3, 10.0 m ARM WITH
PEDESTRIAN SIGNALS AND PUSHBUTTONS
STA 1+210.3, 10.2 m R
PROP. 450 mm PULLBOX, PB2
STA 1+210.3, 11.7 m R
REMOVE EXIST. PULLBOX
STA 1+209.6, 9.9 m R


REMOVE EXIST. PULLBOX
STA 1+192.2, 13.4 m L
PROP. 330mm x 600mm PULLBOX, PB6
STA 1+189.7, 9.7 m L
PROP. SIGNAL SUPPORT, P3
TYPE TC-81.20 DES. 2, 9.2 m ARM WITH
PEDESTRIAN SIGNALS AND PUSHBUTTONS
STA 1+186.5, 8.6 m L
REMOVE EXIST STRAIN POLE
STA 1+185.5, 6.8 m L

REMOVE EXIST. PULLBOX
STA 1+190.3, 10.6 m R
REMOVE EXIST SIGNAL SUPPORT
STA 1+189.8, 11.7 m R
PROP. 330mm x 600mm PULLBOX, PB5
STA 1+188.5, 9.4 m R
PROP. SIGNAL SUPPORT, P2
TYPE TC-81.20 DES. 11, 12.4 m ARM WITH
PEDESTRIAN SIGNALS AND PUSHBUTTONS
STA 1+186.4, 9.4 m R
REMOVE EXIST. CONTROLLER
STA 1+182.0, 6.9 m R
REMOVE EXIST SIGNAL SUPPORT
STA 1+182.0, 6.9 m R

SIGNALS



TYPE D2



Y - Y
Z - Z

A, B, C, D, E, F, G & H

ALL HEADS ARE 300 mm POLYCARBONATE