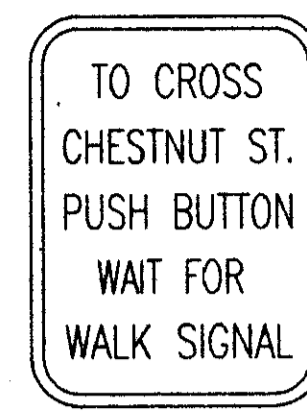


PED SIGNS

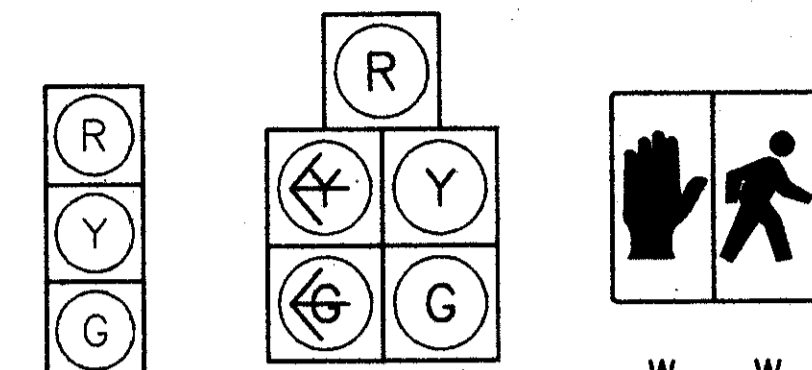


R-73A
225 mm x 300 mm
QTY = 2

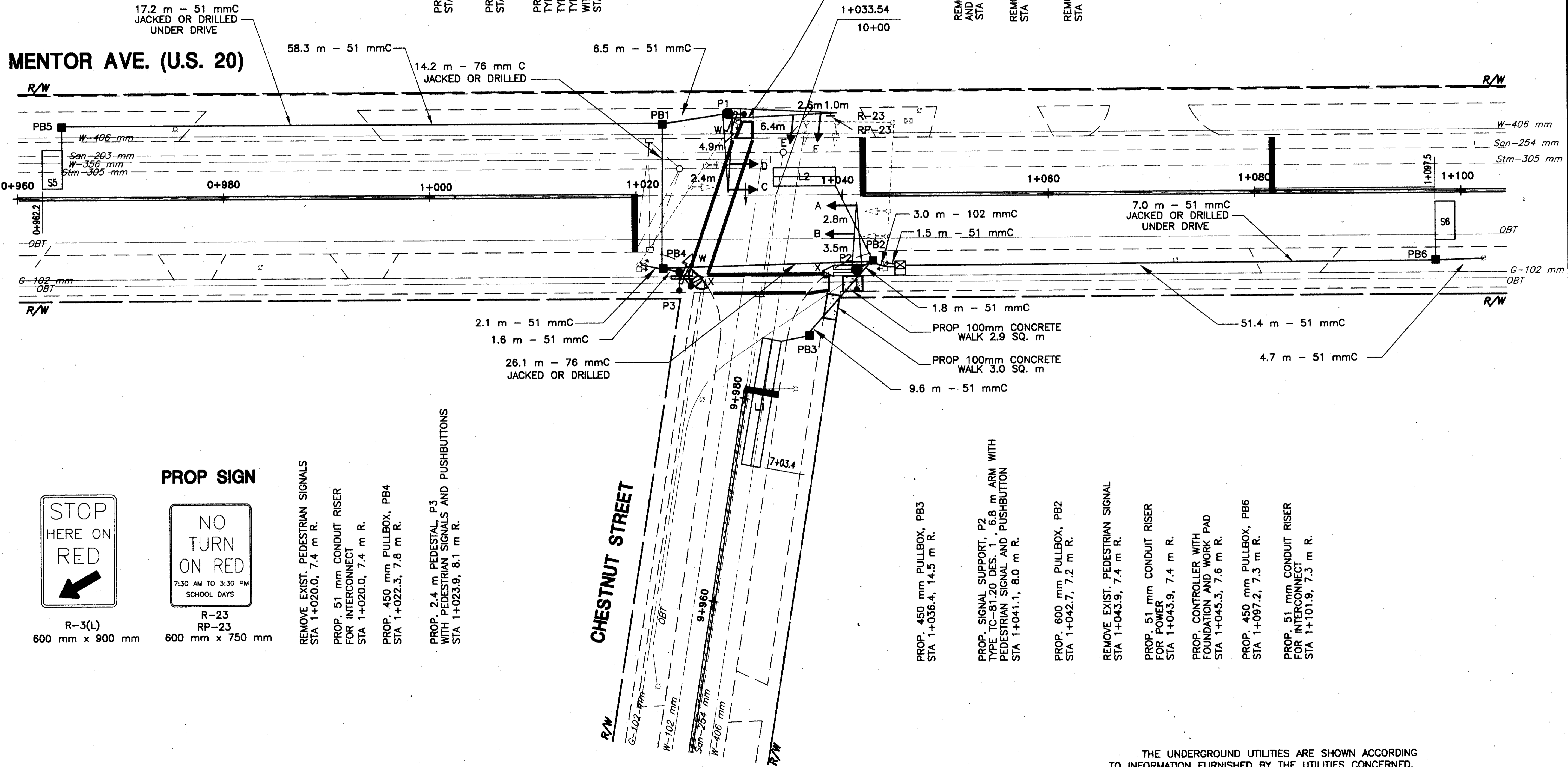


R-73A
225 mm x 300 mm
QTY = 2


SIGNALS




A, B, D
E & F
C
W - W
X - X
TYPE D2
ALL HEADS ARE 300mm POLYCARBONATE



PROP SIGN



R-3(L)
600 mm x 900 mm



R-23
RP-23
600 mm x 750 mm

REMOVE EXIST. PEDESTRIAN SIGNALS
STA 1+020.0, 7.4 m R.
PROP. 51 mm CONDUIT RISER
FOR INTERCONNECT
STA 1+020.0, 7.4 m R.
PROP. 450 mm PULLBOX, PB4
STA 1+022.3, 7.8 m R.
PROP. 2.4 m PEDESTAL, P3
WITH PEDESTRIAN SIGNALS AND PUSHBUTTONS
STA 1+023.9, 8.1 m R.

PROP. 450 mm PULLBOX, PB5
STA 0+961.1, 6.2 m L
PROP. 450 mm PULLBOX, PB1
STA 1+022.3, 6.2 m L

PROP. SIGNAL SUPPORT, P1
TYPE TC-81.20, DES. 4 POLE, WITH MAST ARMS
TYPE TC-81.20, DES. 3, 10.4 m ARM AND
TYPE TC-81.20, DES. 2, 7.6 m ARM
WITH PEDESTRIAN SIGNAL AND PUSHBUTTON
STA 1+028.7, 7.2 m L

REMOVE EXIST. STRAIN POLE
AND EX. SIGNS
STA 1+029.3, 6.5 m L

REMOVE EXIST. STRAIN POLE
STA 1+044.7, 6.2 m L

REMOVE EX. SIGNAL CONTROLLER
STA 1+046.1, 6.4 m L
AND RELOCATE TO P1
STA 1+028.7, 7.2 m L

PROP. 450 mm PULLBOX, PB3
STA 1+036.4, 14.5 m R.

PROP. SIGNAL SUPPORT, P2
TYPE TC-81.20 DES. 1, 6.8 m ARM WITH
PEDESTRIAN SIGNAL AND PUSHBUTTON
STA 1+041.1, 8.0 m R.

PROP. 600 mm PULLBOX, PB2
STA 1+042.7, 7.2 m R.

REMOVE EXIST. PEDESTRIAN SIGNAL
STA 1+043.9, 7.4 m R.

PROP. 51 mm CONDUIT RISER
FOR POWER
STA 1+043.9, 7.4 m R.

PROP. CONTROLLER WITH
FOUNDATION AND WORK PAD
STA 1+045.3, 7.6 m R.

PROP. 450 mm PULLBOX, PB6
STA 1+087.2, 7.3 m R.

PROP. 51 mm CONDUIT RISER
FOR INTERCONNECT
STA 1+101.9, 7.3 m R.

THE UNDERGROUND UTILITIES ARE SHOWN ACCORDING TO INFORMATION FURNISHED BY THE UTILITIES CONCERNED. THEIR ACCURACY IS NOT GUARANTEED, THEREFORE THEY SHOULD BE RECHECKED BEFORE UNDERGROUND CONSTRUCTION BEGINS.