

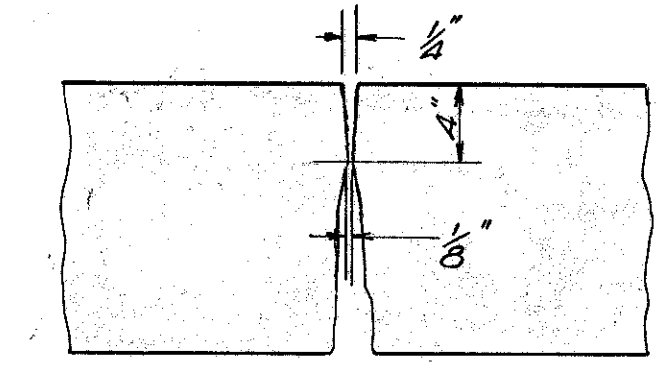
FED. RD. DIST. NO.	STATE	FED. AID PROJECT	FISCAL YEAR	2
10	OHIO	4 (4)	1939	68

CLEVELAND-BUFFALO RD.
S.H. NO. 2 SEC. J. (PT.)
LAKE COUNTY

TYPICAL SECTION

NEW CONSTRUCTION

TYPES T-50 & T-71



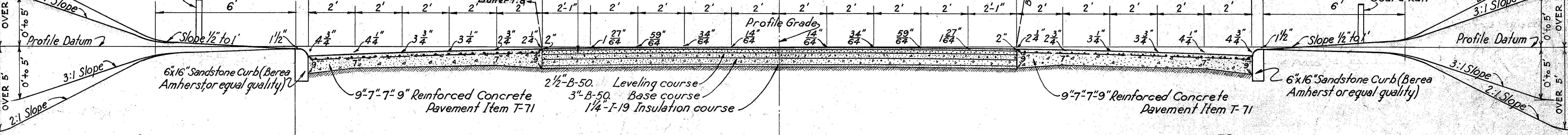
DETAIL OF CURB JOINTS

TRAFFIC NOTE

Traffic shall be maintained at all times to the satisfaction of the engineer.
Between Sta. 279+50 and Sta. 310+00 two way traffic shall be maintained on the old road while the new left concrete lane is being constructed. After completion of the left lane, one way traffic shall be maintained thereon until the new right concrete lane has been completed, after which, two way traffic shall be maintained at all times.
Between Sta. 310+00 and Sta. 319+00, two way traffic shall be maintained at all times, either on the old road or the new.
Between Sta. 319+00 and Sta. 345+00, two way traffic shall be maintained on the old road while the right concrete lane is being constructed. After completion of the new right lane, one way traffic shall be maintained thereon until the new left concrete lane has been completed, after which, two way traffic shall be maintained at all times.
Between Sta. 245+00 and Sta. 406+32, two way traffic shall be maintained at all times.
Wherever it becomes necessary to remove part of the old road while maintaining traffic on same the remainder shall be widened to at least 20 foot width by the addition of T-110 material. Crossings from old to new roads etc. shall be constructed of T-110 materials. Calcium Chloride shall be applied as a dust palliative as directed by the engineer. The contractor shall construct and maintain on the outside of all lanes where the slope exceeds 3 feet in height, a suitable guard rail 3'-6" in height during the time such lanes are in use.

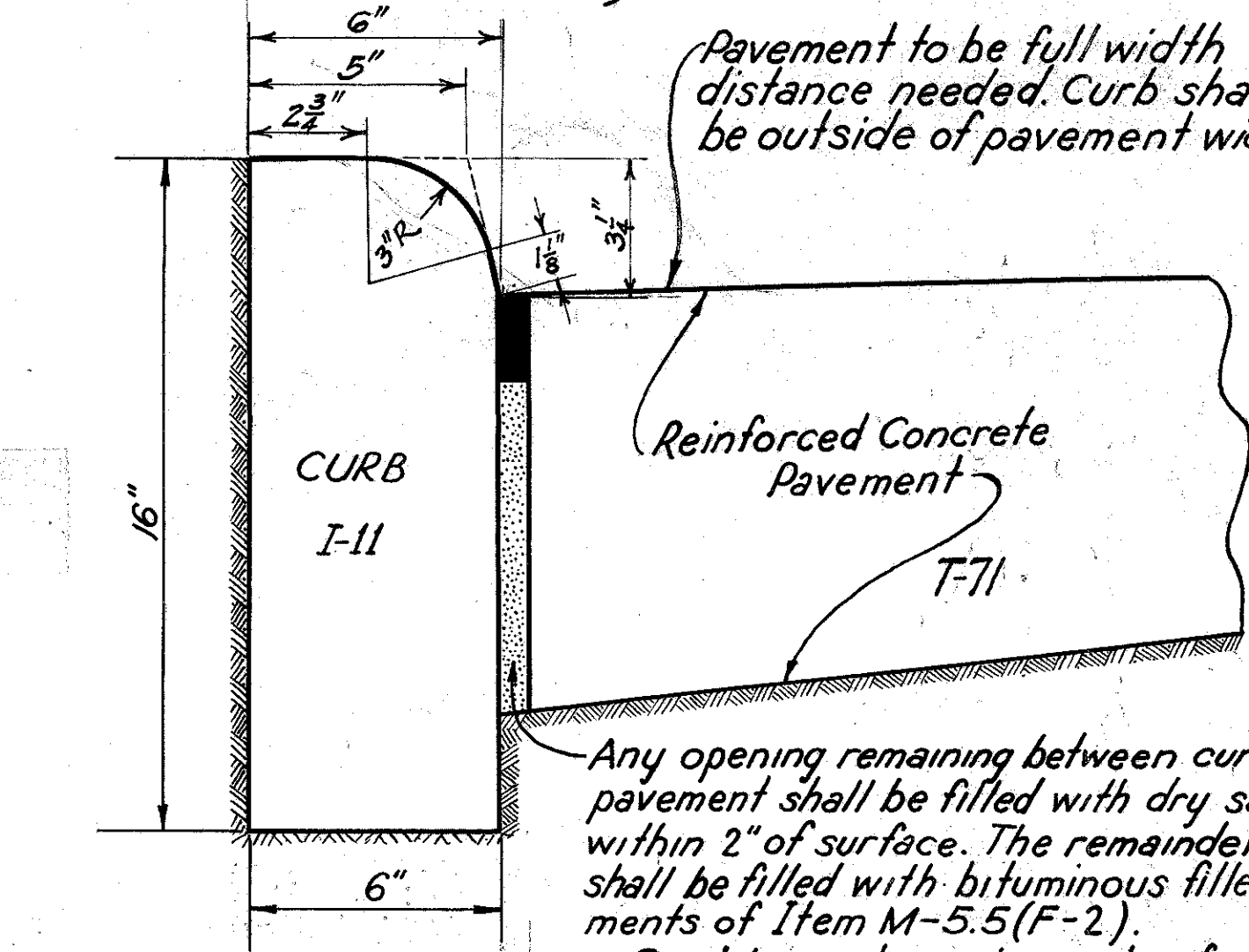
Where it becomes necessary to carry traffic in a one way lane, the contractor shall provide signalmen at each end of each one way lane at least two of whom shall be on duty at all hours of the day and night.

Payment for all of the above work with the exception of aggregate and calcium chloride shall be included in the lump sum bid for "Maintaining Traffic".



FROM STATION 279+53.50 TO STATION 345+00

NOTE:-
Roadside Improvement areas were calculated by scaled dimensions of cross-sections arriving at the correct yardage as follows:
$$\frac{1st\ width + 2nd\ width}{2} \times length = sq.\ ft. = Sq.\ Yds.$$



Transition from this section to shape of catch basin castings to be made in 36" each side of basins.
Any opening remaining between curb and pavement shall be filled with dry sand to within 2" of surface. The remainder of space shall be filled with bituminous filler, requirements of Item M-5.5(F-2).
Sand to meet requirements of section M-2.2. Cost of joint to be included in unit price bid per lineal foot of curb.

DETAIL SANDSTONE CURB

NOTES:-
All berms and slopes to be finished in accordance with these drawings except where shown otherwise on cross-sections.

Wherever pipes are to be placed within or beneath an embankment and the upper extremity of the pipe will be less than two feet below the surface of the original ground, the embankment shall be constructed to an elevation of at least two feet above the upper extremity of the pipe before laying pipe. The trench shall then be excavated to the minimum width necessary for laying pipe and proper backfilling. The pipe shall be laid and trench backfilled before more embankment is placed thereon.

Superelevated curves shall be built without crown. The crown shall be worked out of the pavement in that portion between the beginning of the transition and the point where the superelevation equals twice the crown.

The thickness of the subgrade in cuts to be compacted on this project will be eight inches loose measurement. The width shall be the width of the pavement plus eighteen inches on each side of the pavement.

All of the existing pavement which is to be removed shall be used in the embankments to reduce borrow. As much of this broken pavement shall be used in the base of the fill between Sta. 313+00 and Sta. 318+00 as is practicable and the remainder may be distributed through the fill at random.

NOTES:-
Curves to be superelevated as shown in tables on sheet No 47
Where openings are made across the road for culverts and sewer connections, same shall be immediately backfilled and protected in order to provide the minimum of inconvenience to two way traffic.

The contractor shall maintain two way traffic on this project at all times. Payment for this item shall include the necessary lights, signs, barricades, and watchmen, twenty four hour service.

SEEDING & PROTECTING SHOULDERS, SLOPES & DITCHES
This item shall be performed on all earth area within the limits of the work and on turf areas between these limits and the right of way which are destroyed or disturbed during construction.
The following mixture of seed shall be used and shall be applied at the rate of 4 lbs per 1000 sq. ft.: 60% Kentucky Blue Grass, 20% Domestic Rye Grass and 20% Red Top. The straw mulch shall be applied over all areas seeded.

COMMERCIAL FERTILIZER
10-6-4 fertilizer shall be applied over all areas seeded.