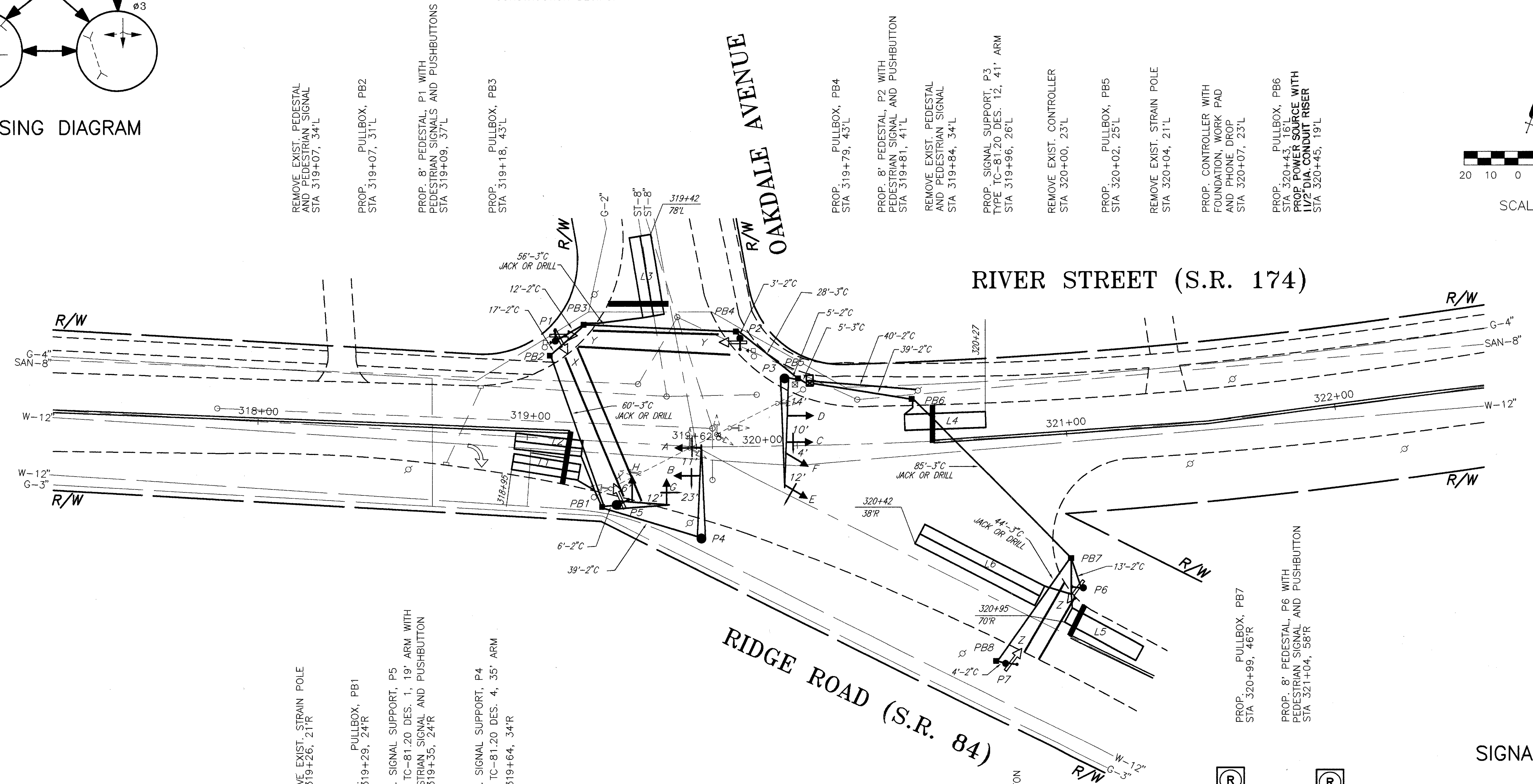



PHASING DIAGRAM

THE UNDERGROUND UTILITIES ARE SHOWN ACCORDING TO INFORMATION FURNISHED BY THE UTILITIES CONCERNED. THEIR ACCURACY IS NOT GUARANTEED, THEREFORE THEY SHOULD BE RECHECKED BEFORE UNDERGROUND CONSTRUCTION BEGINS.



REMOVE EXIST. PEDESTAL AND PEDESTRIAN SIGNAL STA 319+07, 34'L

PROP. PULLBOX, PB2 STA 319+07, 31'L

PROP. 8' PEDESTAL, P1 WITH PEDESTRIAN SIGNALS AND PUSHBUTTONS STA 319+09, 37'L

PROP. PULLBOX, PB3 STA 319+18, 43'L

PROP. PULLBOX, PB4 STA 319+79, 43'L

PROP. 8' PEDESTAL, P2 WITH PEDESTRIAN SIGNAL AND PUSHBUTTON STA 319+81, 41'L

REMOVE EXIST. PEDESTAL AND PEDESTRIAN SIGNAL STA 319+84, 34'L

PROP. SIGNAL SUPPORT, P3 TYPE TC-81.20 DES. 12, 41' ARM STA 319+96, 26'L

REMOVE EXIST. CONTROLLER STA 320+00, 23'L

PROP. PULLBOX, PB5 STA 320+02, 25'L

REMOVE EXIST. STRAIN POLE STA 320+04, 21'L

PROP. CONTROLLER WITH FOUNDATION, WORK PAD AND PHONE DROP STA 320+07, 23'L

PROP. PULLBOX, PB6 STA 320+43, 16'L
PROP. POWER SOURCE WITH 1 1/2" DIA. CONDUIT RISER STA 320+45, 19'L

REMOVE EXIST. STRAIN POLE STA 319+26, 21'R

PROP. PULLBOX, PB1 STA 319+29, 24'R

PROP. SIGNAL SUPPORT, P5 TYPE TC-81.20 DES. 1, 19' ARM WITH PEDESTRIAN SIGNAL AND PUSHBUTTON STA 319+35, 24'R

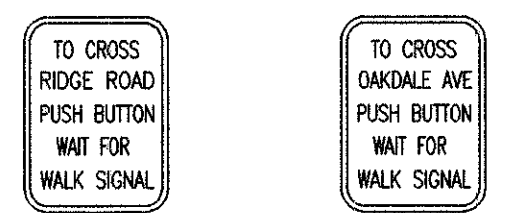
PROP. SIGNAL SUPPORT, P4 TYPE TC-81.20 DES. 4, 35' ARM STA 319+64, 34'R

PROP. PULLBOX, PB7 STA 320+99, 46'R

PROP. 8' PEDESTAL, P6 WITH PEDESTRIAN SIGNAL AND PUSHBUTTON STA 321+04, 58'R

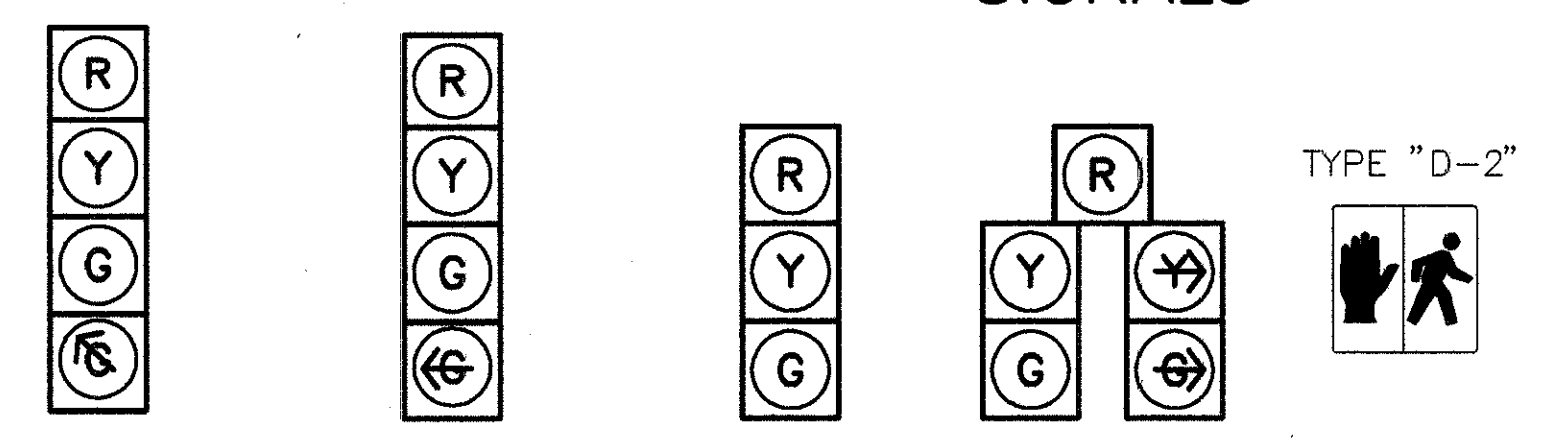
PROP. PULLBOX, PB8 STA 320+74, 83'R

PROP. 8' PEDESTAL, P7 WITH PEDESTRIAN SIGNAL AND PUSHBUTTON STA 320+77, 84'R



R-73A-9 QTY. = 4
R-73A-9 QTY. = 2

PED SIGNS



NOTE: SIGNALS A, B, C, D, E & F TO HAVE TUNNEL VISORS

ALL HEADS ARE 12" POLY