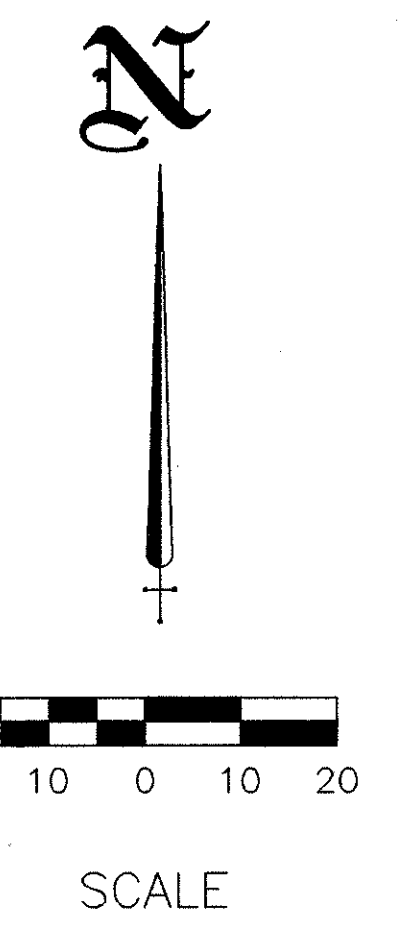
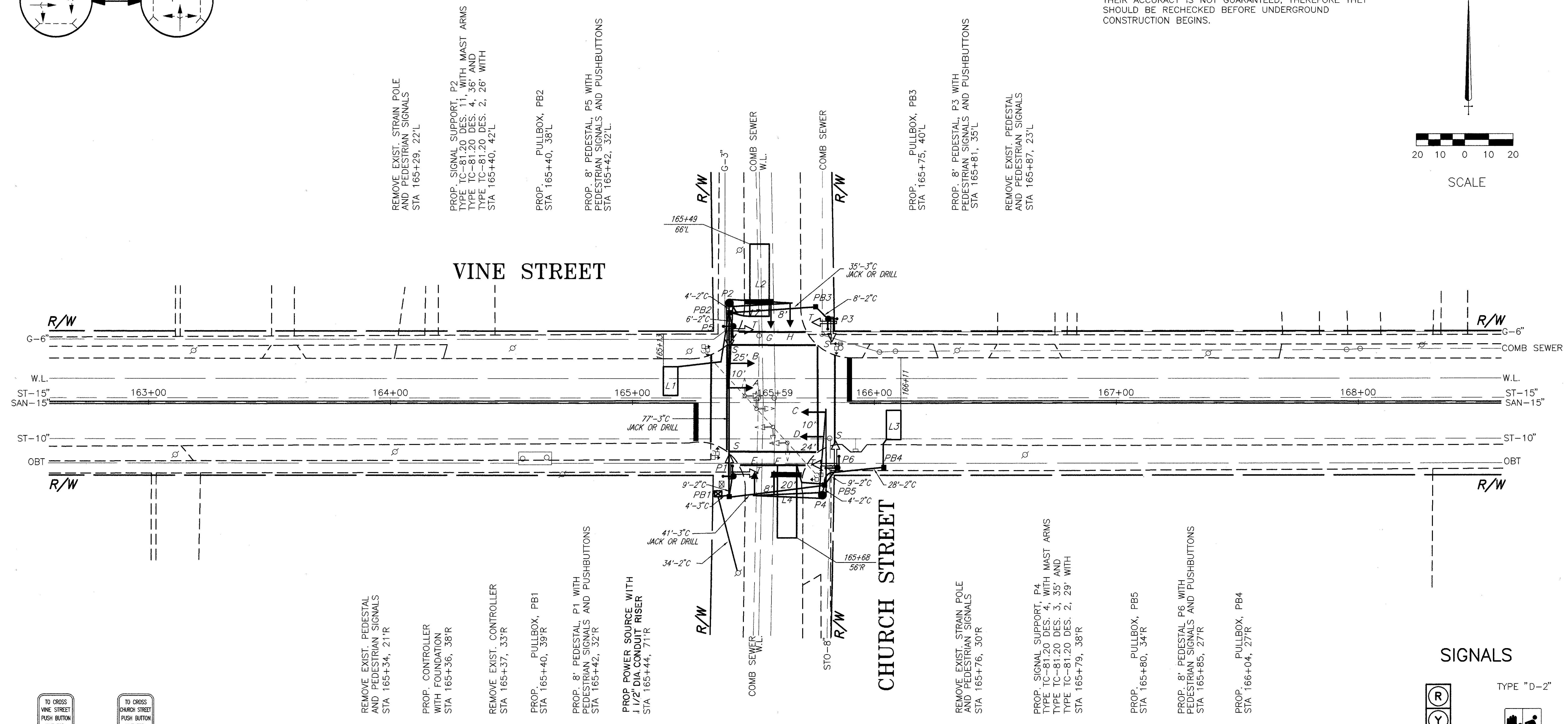
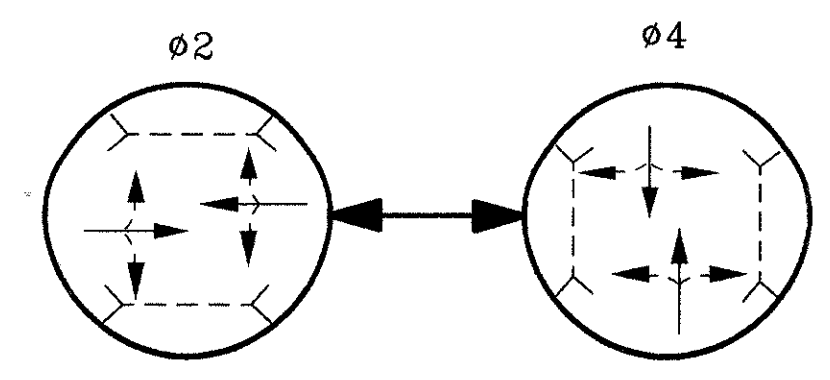


100% CITY PARTICIPATION

THE UNDERGROUND UTILITIES ARE SHOWN ACCORDING TO INFORMATION FURNISHED BY THE UTILITIES CONCERNED. THEIR ACCURACY IS NOT GUARANTEED, THEREFORE THEY SHOULD BE RECHECKED BEFORE UNDERGROUND CONSTRUCTION BEGINS.



PHASING DIAGRAM



REMOVE EXIST. STRAIN POLE AND PEDESTRIAN SIGNALS
STA 165+29, 22'L

PROP. SIGNAL SUPPORT, P2, TYPE TC-81.20 DES. 1, WITH MAST ARMS
TYPE TC-81.20 DES. 4, 36' AND
TYPE TC-81.20 DES. 2, 26' WITH
STA 165+40, 42'L

PROP. PULLBOX, PB2
STA 165+40, 38'L

PROP. 8' PEDESTAL, P5 WITH PEDESTRIAN SIGNALS AND PUSHBUTTONS
STA 165+42, 32'L

PROP. PULLBOX, PB3
STA 165+75, 40'L

PROP. 8' PEDESTAL, P3 WITH PEDESTRIAN SIGNALS AND PUSHBUTTONS
STA 165+81, 35'L

REMOVE EXIST. PEDESTAL AND PEDESTRIAN SIGNALS
STA 165+87, 23'L

REMOVE EXIST. PEDESTAL AND PEDESTRIAN SIGNALS
STA 165+34, 21'R

PROP. CONTROLLER WITH FOUNDATION
STA 165+36, 38'R

REMOVE EXIST. CONTROLLER
STA 165+37, 33'R

PROP. PULLBOX, PB1
STA 165+40, 39'R

PROP. 8' PEDESTAL, P1 WITH PEDESTRIAN SIGNALS AND PUSHBUTTONS
STA 165+42, 32'R

PROP. POWER SOURCE WITH 1 1/2" DIA. CONDUIT RISER
STA 165+44, 71'R

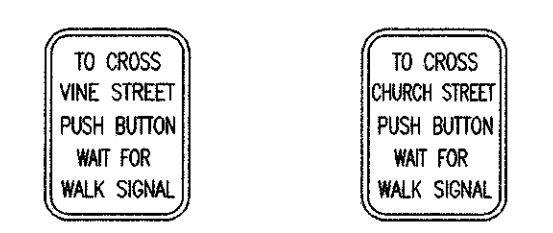
REMOVE EXIST. STRAIN POLE AND PEDESTRIAN SIGNALS
STA 165+76, 30'R

PROP. SIGNAL SUPPORT, P4, TYPE TC-81.20 DES. 4, WITH MAST ARMS
TYPE TC-81.20 DES. 3, 35' AND
TYPE TC-81.20 DES. 2, 29' WITH
STA 165+79, 38'R

PROP. PULLBOX, PB5
STA 165+80, 34'R

PROP. 8' PEDESTAL P6 WITH PEDESTRIAN SIGNALS AND PUSHBUTTONS
STA 165+85, 27'R

PROP. PULLBOX, PB4
STA 166+04, 27'R



R-73A-9 QTY. = 4 R-73A-9 QTY. = 4

PED SIGNS

