


SPECIFICATION ITEM	DESCRIPTION	QUANTITY UNITS	BEIDLER RD.	WILL-O-PLAZA	TOTAL QUANTITIES
621	2-4" SOLID YELLOW	¢	555	350	905
621	2-4" SOLID & BROKEN YEL. ¢	L.F.	—	—	—
621	1-4" DOTTED YELLOW	¢	—	—	—
621	4" LANE LINE (WHITE)	L.F.	300	—	300
621	4" DOTTED LANE LINE	L.F.	—	—	—
621	8" CHANNELIZING LINE	L.F.	150	—	150
621	6" CROSSWALK LINE	L.F.	205	85	290
621	24" STOP LINE	L.F.	160	70	230
621	24" YEL. BROAD TRANSV. LINE	L.F.	—	—	—
621	LANE ARROW	E.A.	4	—	4
621	WORD ON PAVEM'T AS PER PLAN	E.A.	4	—	4
615	SIGNS, FLAT SHEET TYPE	L.F.	21.5	—	21.5
816	STRUCT. SUPT 4 LB POST DRIVEN	L.F.	15	—	15
816	POLE MOUNTED SIGN ATTACHM'T	E.A.	2	—	2

0.17 Mi.
0.06 Mi.



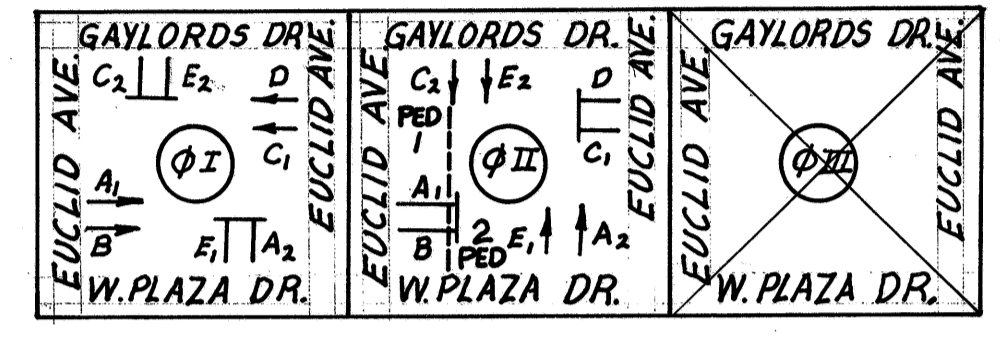
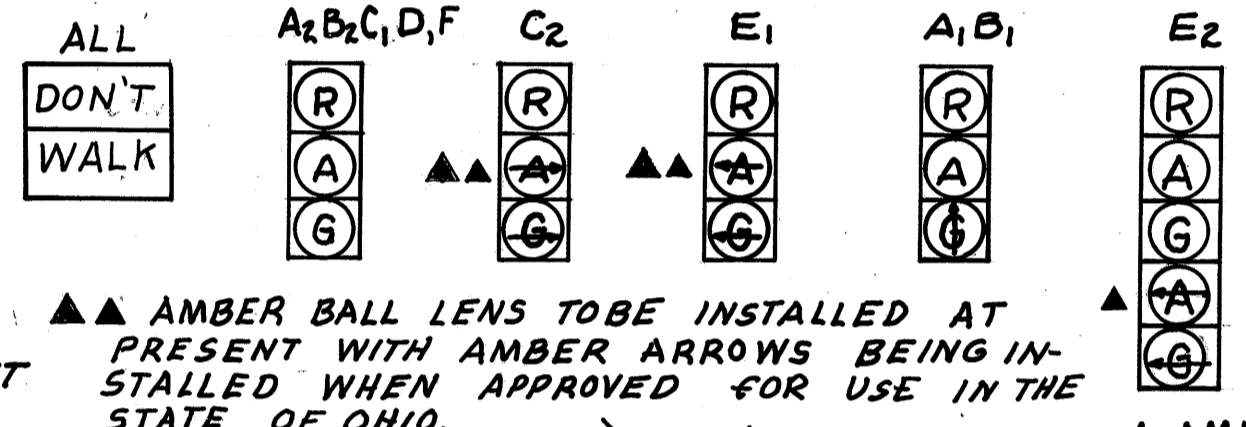
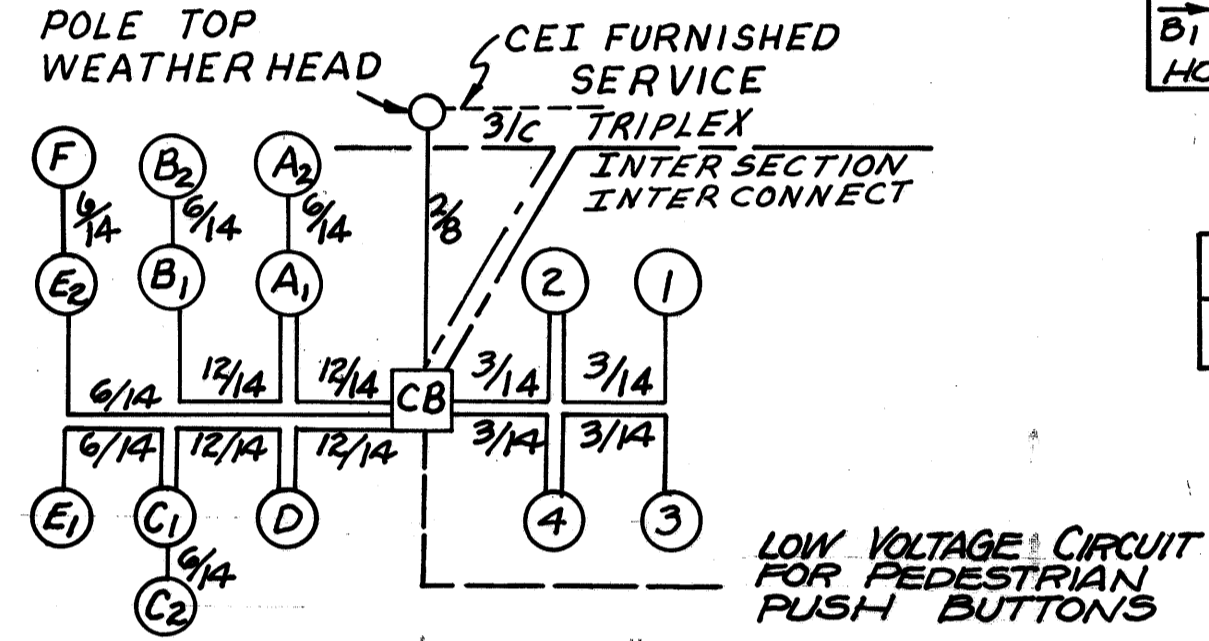
OHIO D.O.T. No. R 73-12
(1 SIGN WITH EACH PEDESTRIAN PUSH BUTTON)

	φ I	TO	φ II	TO	φ III	TO	φ IV	TO
A ₁ B ₁	Gr.		Gr.	Am*	Re		Re	
C ₁ D	Gr	Am	Re		Re		Re	
E ₁	Re		Re		Gr	Am	Re	
B ₂ A ₂	Re		Re		Re		Gr	A
F	Gr.		Gr.	Am	Re.		Gr.	
E ₂	Gr.		Gr.	Am	Re		Gr	
1, 2	W	FL-DW	DONT WALK		DONT WALK		DONT WALK	
3, 4	DONT WALK		DONT WALK		DONT WALK		W F D-W	
A ₁ B ₁ , C ₁ D, E ₁	FLASHING AMBER							
A ₂ B ₂ , C ₂ E ₂	FLASHING RED							

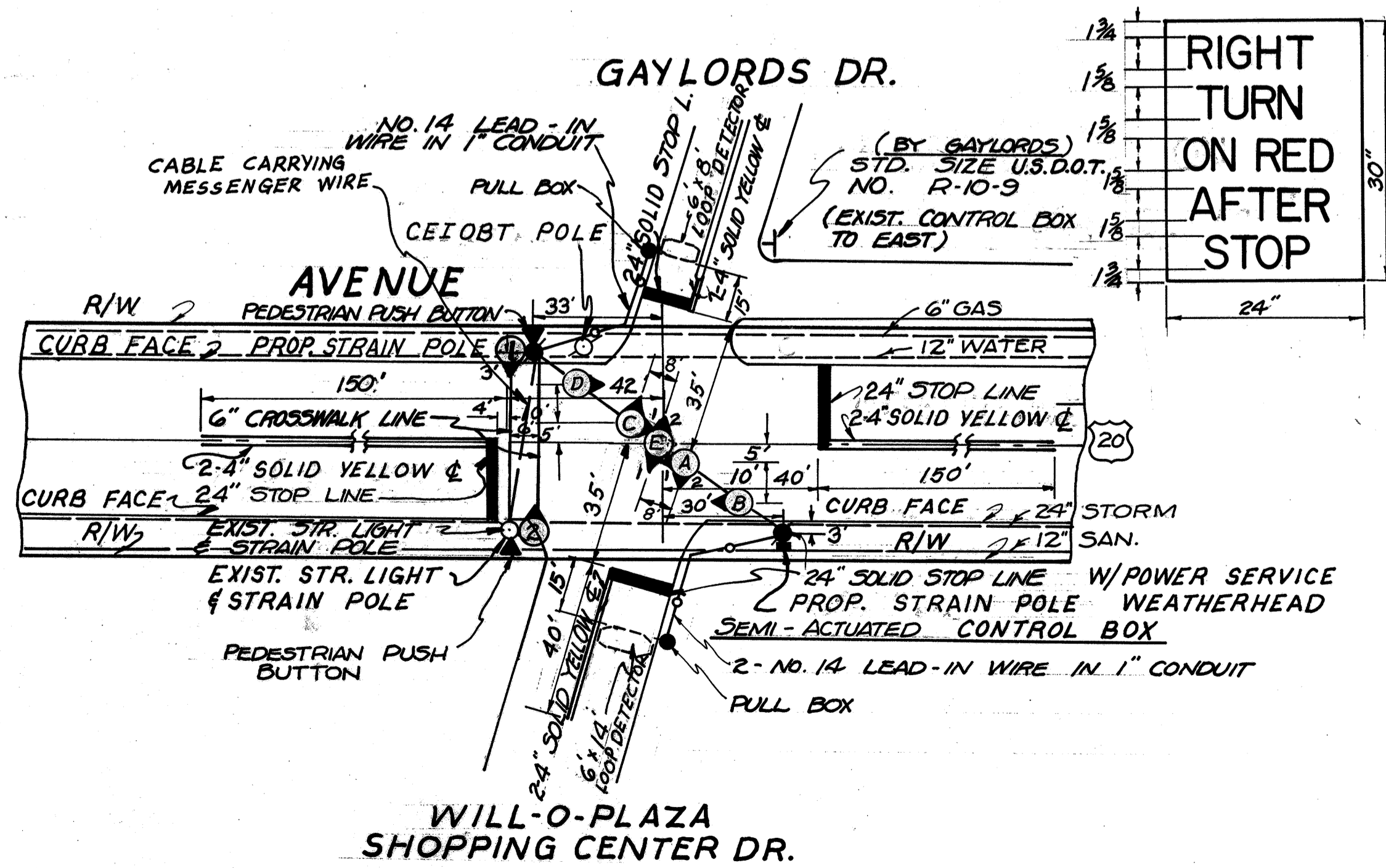
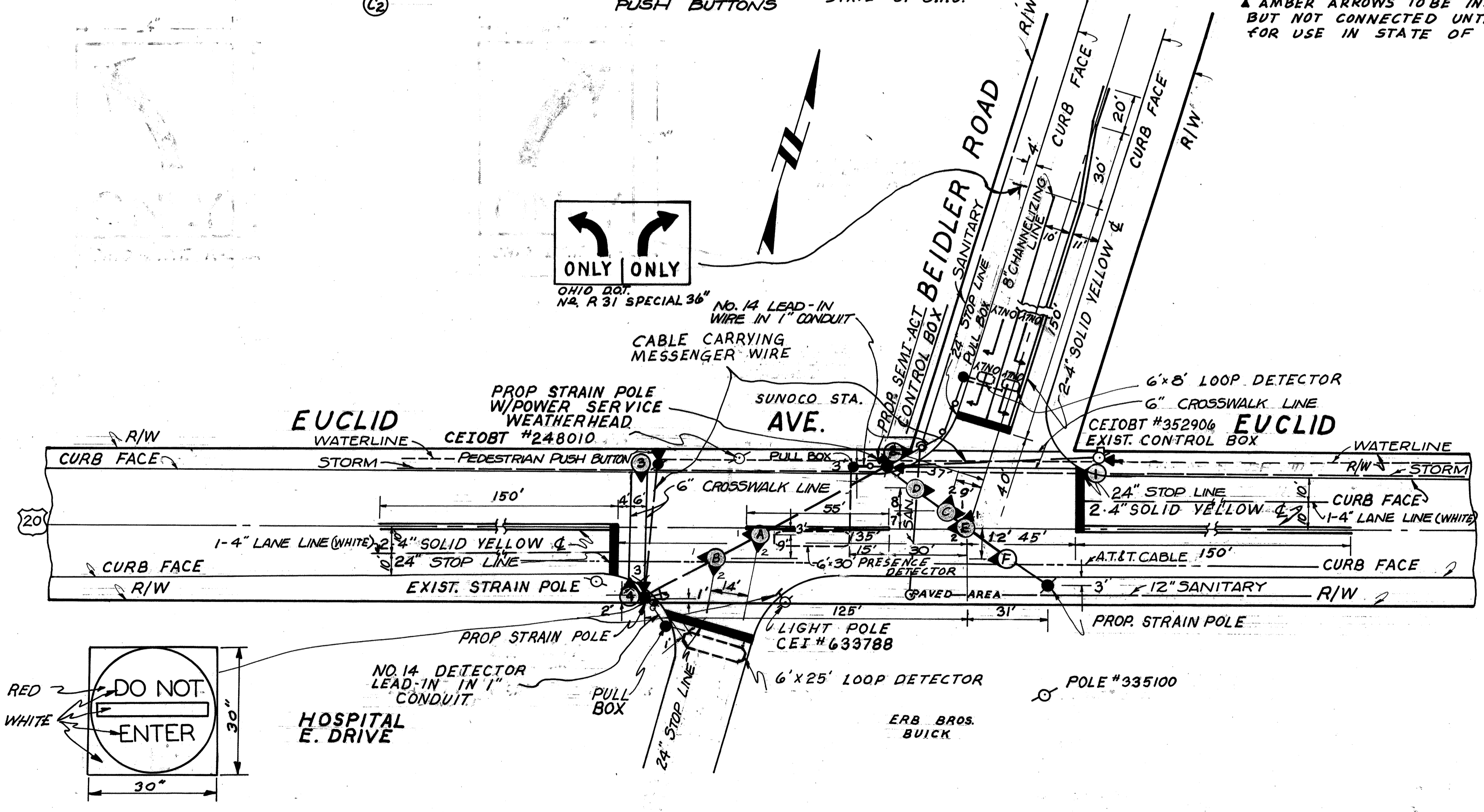
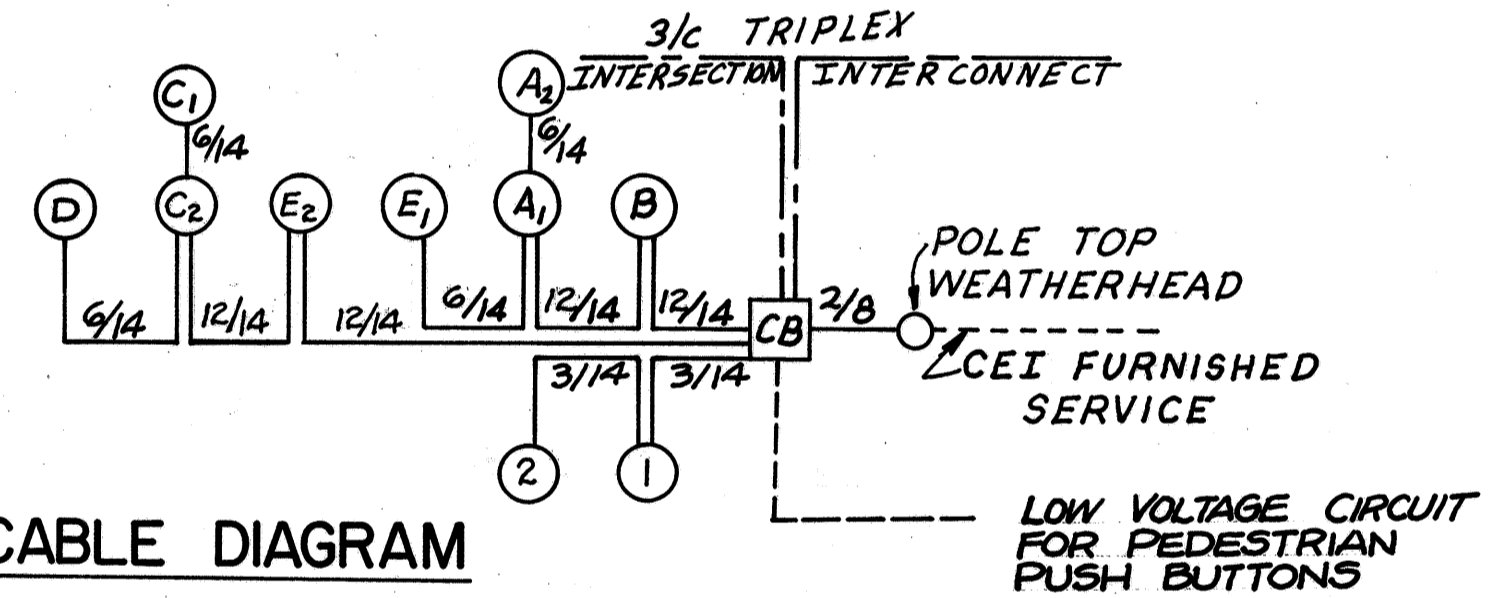
* SHALL PROVIDE PROPER CLEARANCE INTERVAL WHEN FOLLOWING PHASE IS SKIPPED.

LIGHT UNIT	φ I	TO	φ II	TO	φ III	TO
A, B	Gr.	Am.	Re.			
C, D	Gr.	Am.	Re.			
A ₁ C ₁ , E ₁ E ₂	Re.		Gr.	Am.		
A, B	FLASHING AMBER					
C, D	FLASHING RED					
1#2	D-W		W		FID-W	

CABLE DIAGRAM



CABLE DIAGRAM



OHIO D.O.T. No. R41B-30