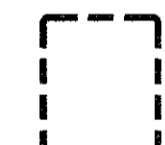

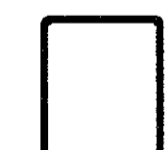



SIGNING LEGEND

-  EXISTING SIGN TO REMAIN OR RELOCATE AS SHOWN
-  EXISTING SIGN TO BE REMOVED
-  PROPOSED SIGN

PAVEMENT MARKING LEGEND

- ① ITEM 828 - CENTER LINE, YELLOW, DOUBLE, SOLID
- ② ITEM 828 - EDGE LINE, WHITE
- ③ ITEM 828 - CHANNELIZING LINE
- ④ ITEM 828 - STOP LINE
- ⑤ ITEM 828 - CROSSWALK LINE
- ⑥ ITEM 828 - LANE ARROW
- ⑦ ITEM 828 - WORD ON PAVEMENT
- ⑧ ITEM 828 - ISLAND MARKING
- ⑨ ITEM 828 - TRANSVERSE LINE
- ⑩ ITEM 828 - LANE LINE
- ⑪ ITEM 828 - CENTER LINE, YELLOW DOUBLE, SOLID-DASH



CALCULATED
CHECKED