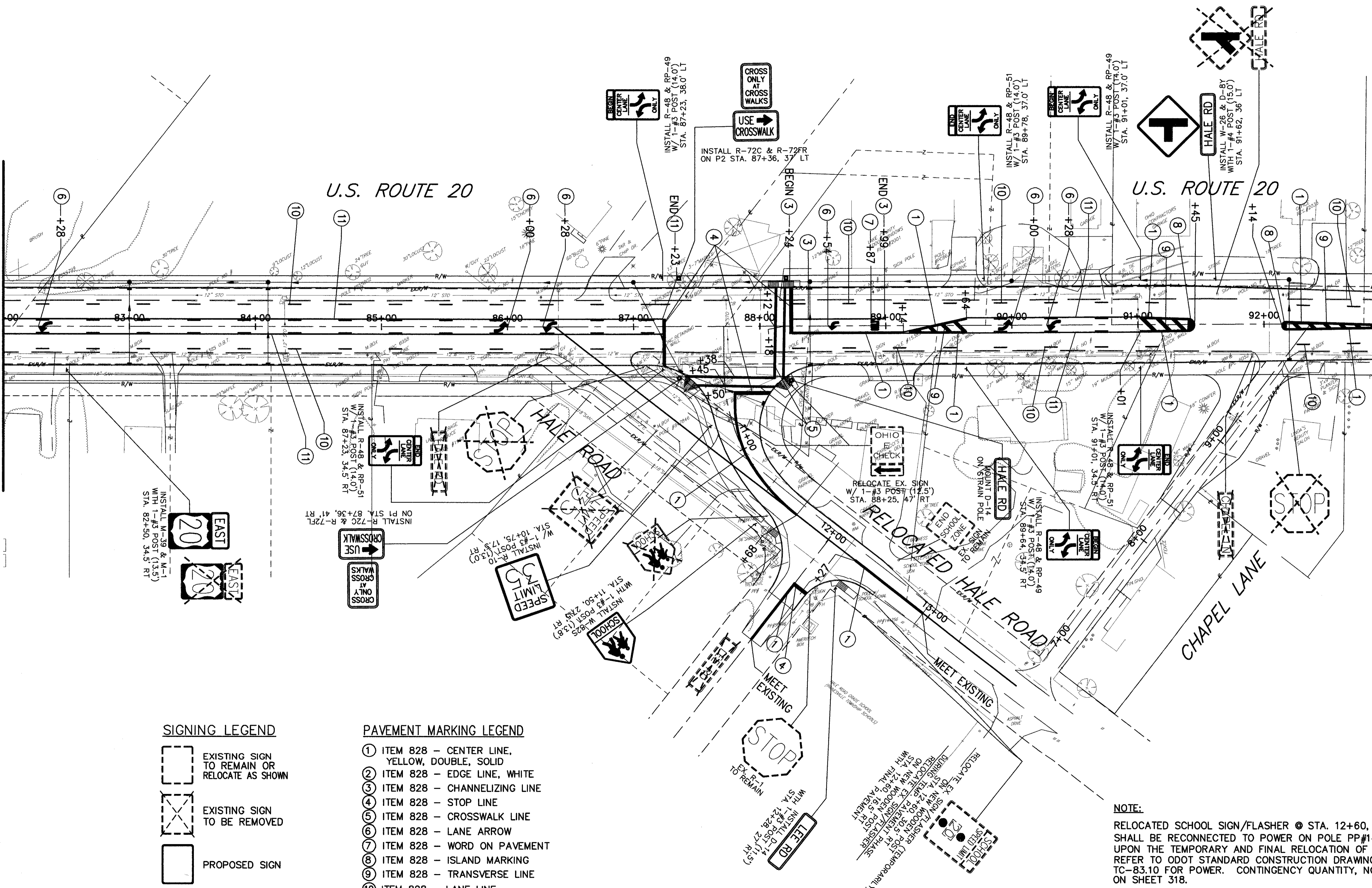





MATCH LINE STA. 82+00
SEE SHEET NO. 339

MATCH LINE STA. 93+00
SEE SHEET NO. 341



SIGNING LEGEND

-  EXISTING SIGN TO REMAIN OR RELOCATE AS SHOWN
-  EXISTING SIGN TO BE REMOVED
-  PROPOSED SIGN

PAVEMENT MARKING LEGEND

- ① ITEM 828 - CENTER LINE, YELLOW, DOUBLE, SOLID
- ② ITEM 828 - EDGE LINE, WHITE
- ③ ITEM 828 - CHANNELIZING LINE
- ④ ITEM 828 - STOP LINE
- ⑤ ITEM 828 - CROSSWALK LINE
- ⑥ ITEM 828 - LANE ARROW
- ⑦ ITEM 828 - WORD ON PAVEMENT
- ⑧ ITEM 828 - ISLAND MARKING
- ⑨ ITEM 828 - TRANSVERSE LINE
- ⑩ ITEM 828 - LANE LINE
- ⑪ ITEM 828 - CENTER LINE, YELLOW DOUBLE, SOLID-DASH

NOTE:
RELOCATED SCHOOL SIGN/FLASHER @ STA. 12+60, 30.5' RT SHALL BE RECONNECTED TO POWER ON POLE PP#144256 UPON THE TEMPORARY AND FINAL RELOCATION OF BOTH. REFER TO ODOT STANDARD CONSTRUCTION DRAWING TC-83.10 FOR POWER. CONTINGENCY QUANTITY, NOTES ON SHEET 318.