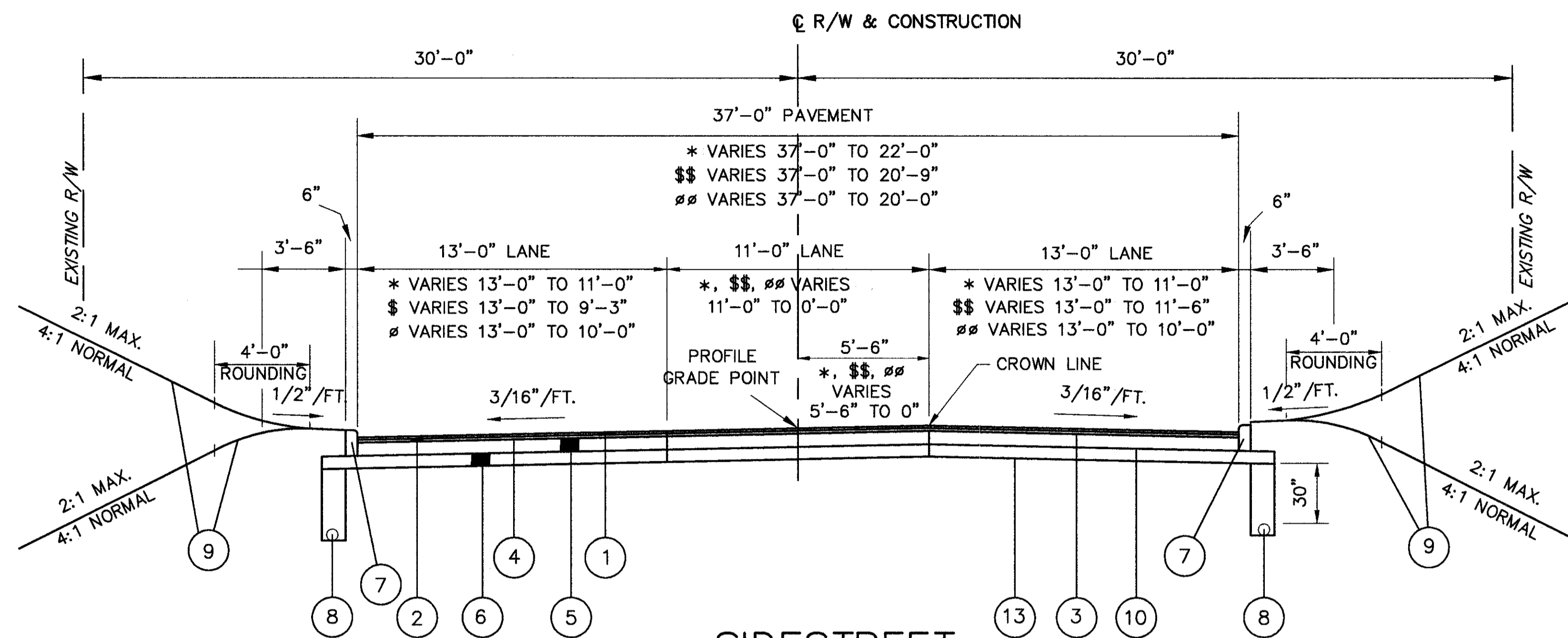


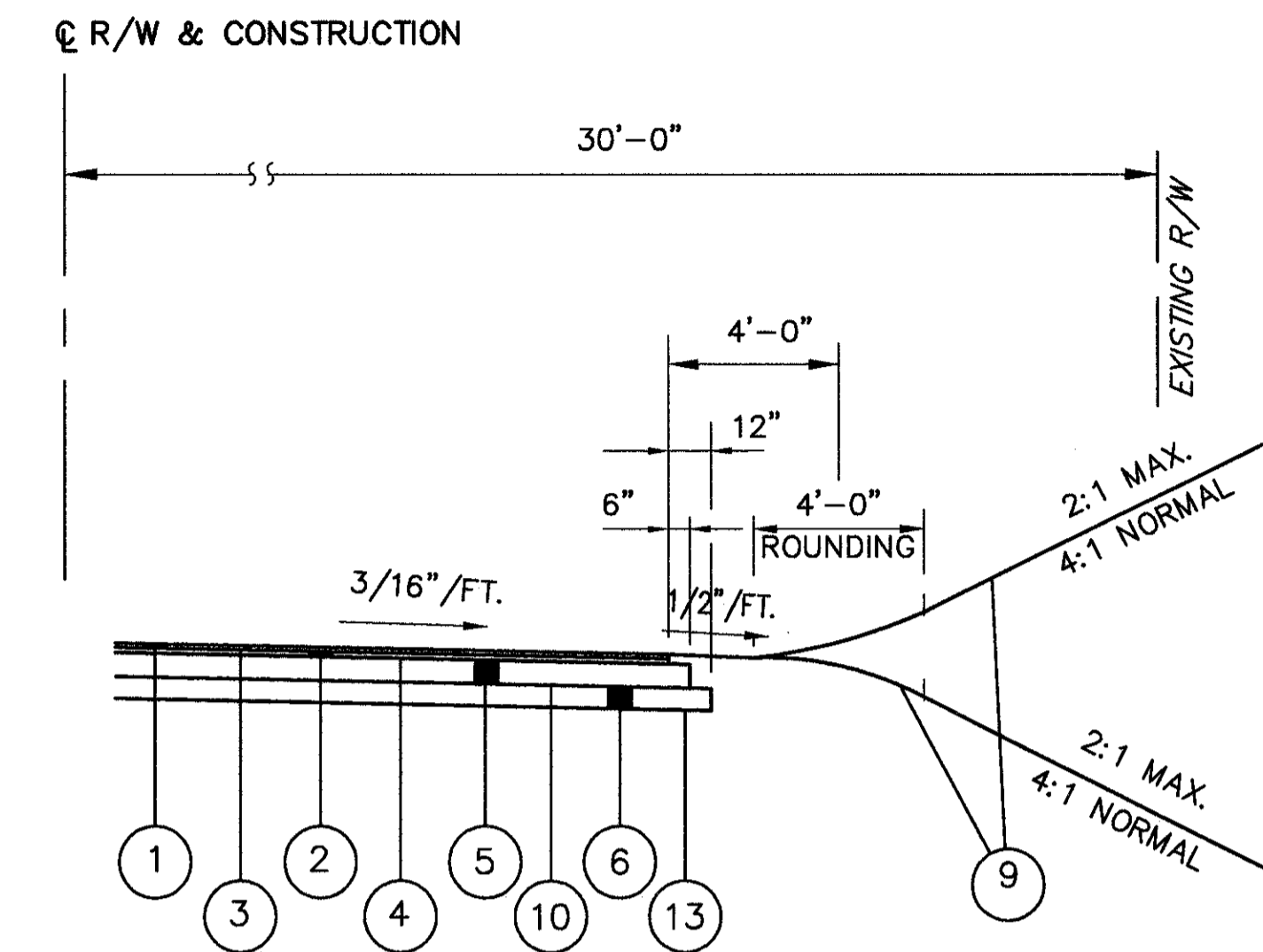
TYPICAL SECTIONS



**SIDESTREET
3-LANE SECTION
FULL DEPTH REPLACEMENT**

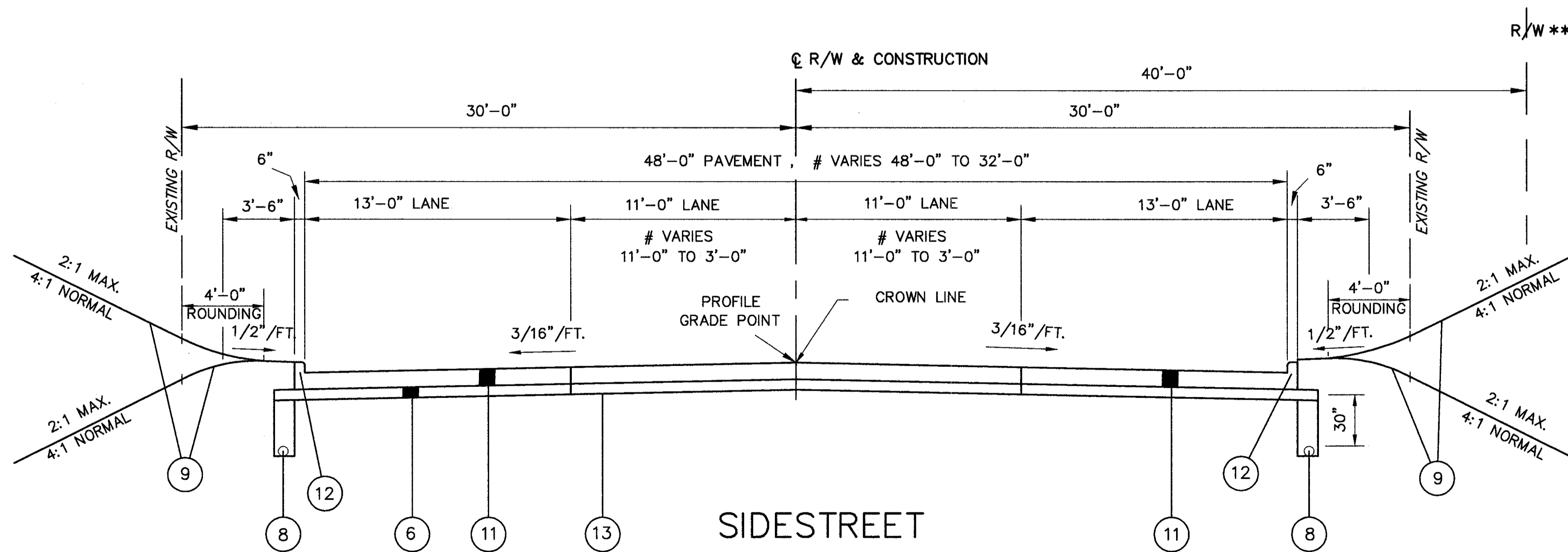
- * BACON ROAD STA.14+50 TO STA.16+75, LT. & RT.
- \$ GREEN ROAD STA. 12+50 TO STA. 15+05, LT.
- \$\$\$ GREEN ROAD STA. 12+00 TO STA. 15+05, RT.
- ∅ TOWNLINE ROAD STA. 12+30 TO STA. 14+85 LT.
- ∅∅ TOWNLINE ROAD STA. 11+80 TO STA. 14+85 RT.

- BACON ROAD STA.11+38 TO STA.16+75 = 537± LIN. FT.
- GREEN ROAD STA.10+33 TO STA.12+60 = 122± LIN. FT.
- TOWNLINE ROAD STA. 10+32 TO STA. 12+40 = 208± LIN. FT.
- 867± LIN. FT.



SECTION WITHOUT CURB AND UNDERDRAIN

- BACON ROAD STA. 14+60.00 TO STA. 16+75.00
- GREEN ROAD STA. 12+60.00 TO STA. 15+05.00
- TOWNLINE ROAD STA. 12+40.00 TO STA. 14+85.00



**SIDESTREET
4-LANE SECTION
FULL DEPTH REPLACEMENT**

- # CENTER ROAD STA. 14+20 TO STA. 15+00, LT.
- # CENTER ROAD STA. 12+60 TO STA. 15+00, RT.

- ** CENTER ROAD (NORTH) STA.10+33 TO STA.15+00 = 467± LIN. FT.

LEGEND

- ① ITEM 448 - 1 1/4" ASPHALT CONCRETE SURFACE COURSE, TYPE 1, PG 64-22
- ② ITEM 448 - 1 3/4" ASPHALT CONCRETE INTERMEDIATE COURSE, TYPE 2, PG 64-22
- ③ ITEM 407 - TACK COAT FOR INTERMEDIATE COURSE
- ④ ITEM 407 - TACK COAT
- ⑤ ITEM 301 - 6" BITUMINOUS AGGREGATE BASE, PG 64-22
- ⑥ ITEM 304 - 6" AGGREGATE BASE
- ⑦ ITEM 830 - CURB, TYPE 6
- ⑧ ITEM 605 - 6" SHALLOW PIPE UNDERDRAIN WITH FABRIC WRAP
- ⑨ ITEM 870 - SEEDING AND MULCHING
- ⑩ ITEM 408 - BITUMINOUS PRIME COAT
- ⑪ ITEM 451 - 9" REINFORCED CONCRETE PAVEMENT
- ⑫ ITEM 830 - CURB, TYPE 2-A
- ⑬ ITEM 203 - SUBGRADE COMPACTION

CALCULATED
CHECKED

TYPICAL SECTIONS

LAK - 20 - 18.72

14
441