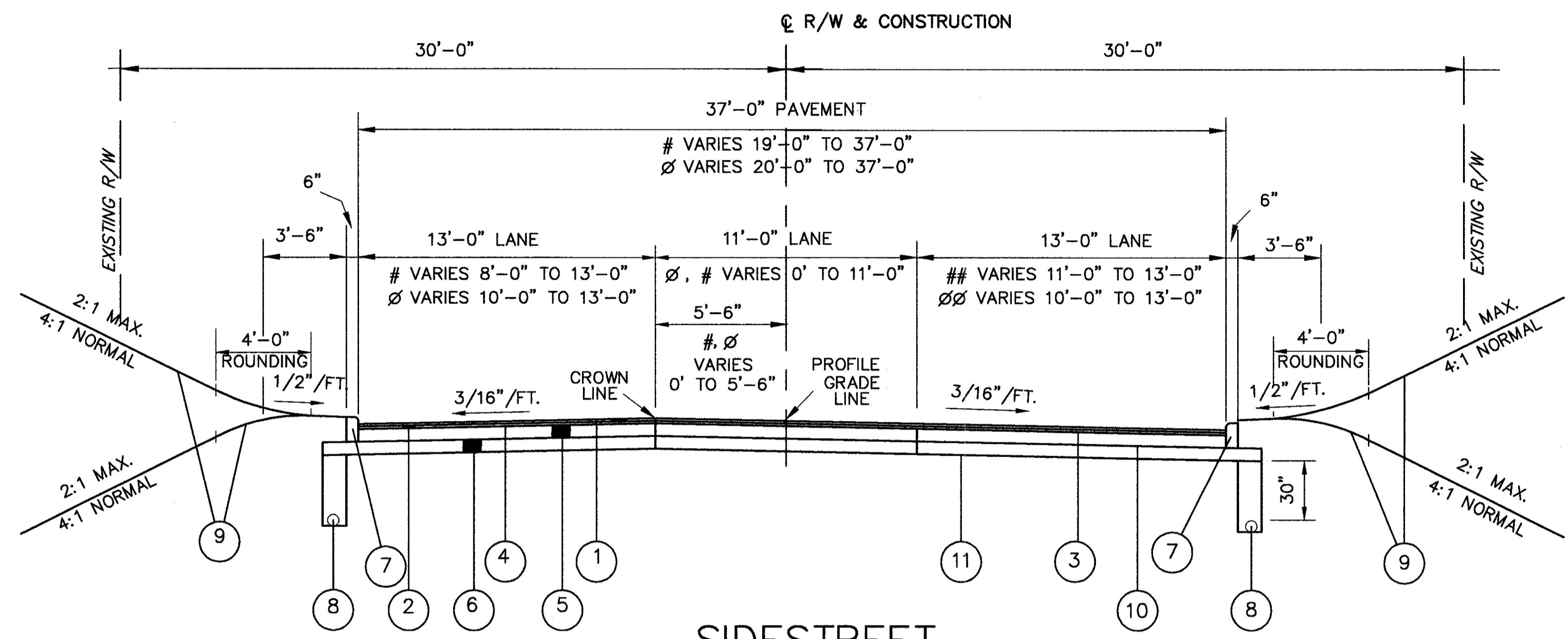


TYPICAL SECTIONS

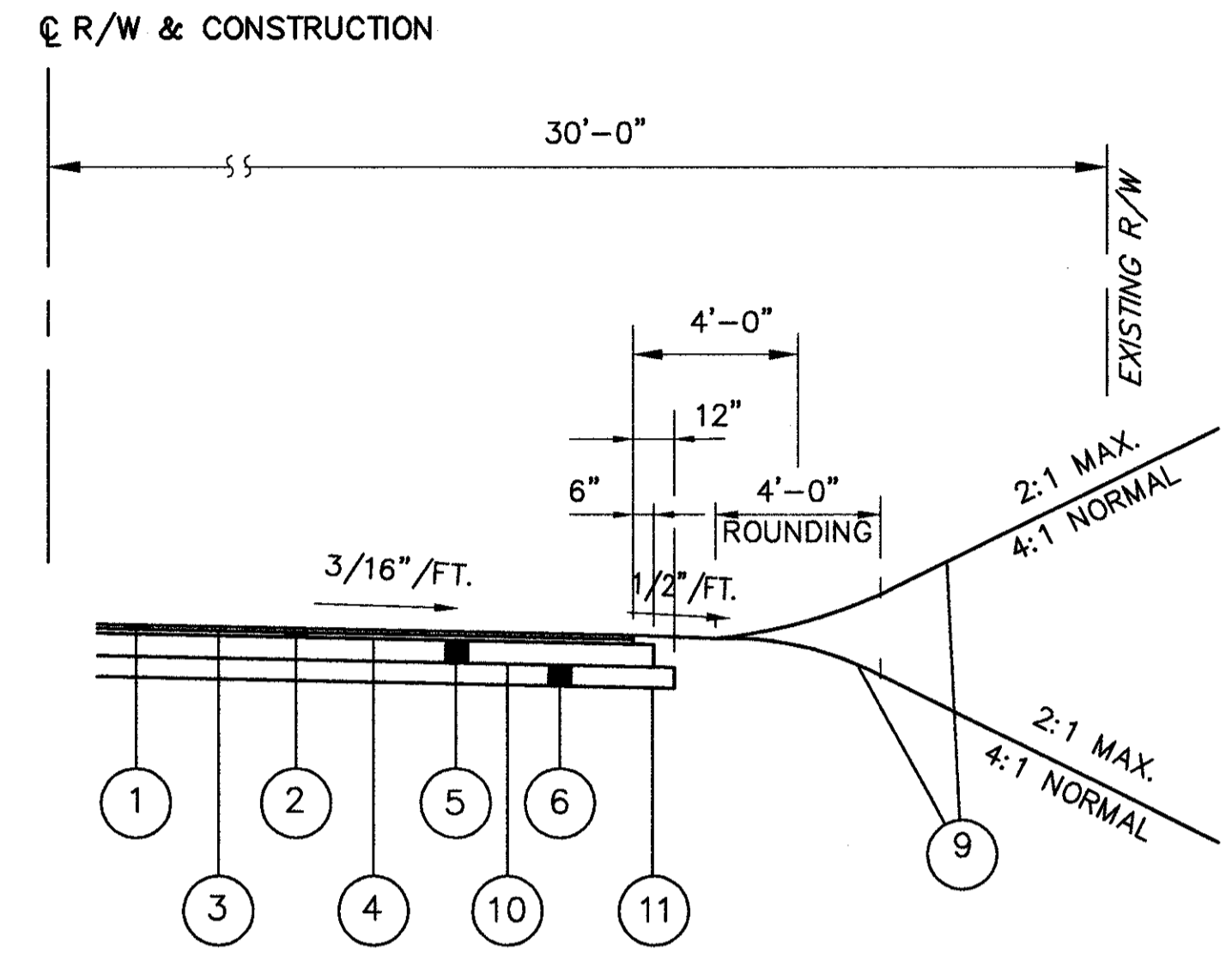


BOWHALL ROAD STA. 5+25 TO STA. 8+00, LT.
BOWHALL ROAD STA. 5+25 TO STA. 7+50, RT.
∅ TOWNLINE ROAD STA. 5+00 TO STA. 8+05, LT.
∅∅ TOWNLINE ROAD STA. 5+00 TO STA. 7+55, RT.

SIDESTREET 3-LANE SECTION

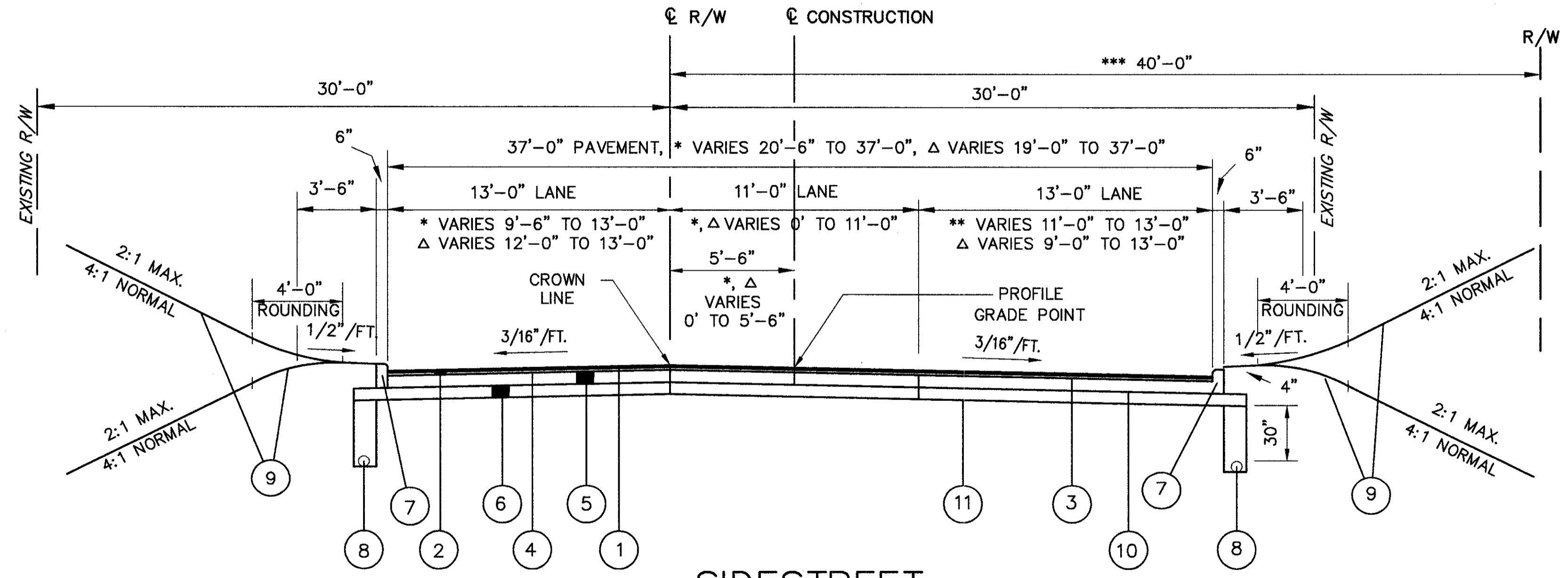
FULL DEPTH REPLACEMENT

BOWHALL ROAD STA. 5+25 TO STA. 9+62 = 437± LIN. FT.
TOWNLINE ROAD STA. 7+45 TO STA. 9+68 = 223± LIN. FT.
660± LIN. FT.



SECTION WITHOUT CURB AND UNDERDRAIN

BOWHALL ROAD STA.5+25 TO STA.7+45, LT. & RT.
CENTER ROAD STA.4+50 TO STA.6+71, LT.
CENTER ROAD STA.4+50 TO STA.6+65, RT.
TOWNLINE ROAD STA.4+15 TO STA.7+45, LT. & RT.
LANE ROAD STA.14+79 TO STA.15+29



* CENTER ROAD STA. 4+50 TO STA. 7+25, LT.
** CENTER ROAD STA. 4+50 TO STA. 6+75, RT.
△ LANE ROAD STA. STA. 14+79 TO STA. 17+04,
LT. & RT.

SIDESTREET 3-LANE SECTION

FULL DEPTH REPLACEMENT

LANE ROAD STA. 14+79 TO STA. 19+79 = 500± LIN. FT.
*** CENTER ROAD (SOUTH) STA. 6+75 TO STA. 9+67 = 292± LIN. FT.
802± LIN. FT.

LEGEND

- ① ITEM 448 - 1 1/4" ASPHALT CONCRETE SURFACE COURSE, TYPE 1, PG 64-22
- ② ITEM 448 - 1 3/4" ASPHALT CONCRETE INTERMEDIATE COURSE, TYPE 2, PG 64-22
- ③ ITEM 407 - TACK COAT FOR INTERMEDIATE COURSE
- ④ ITEM 407 - TACK COAT
- ⑤ ITEM 301 - 6" BITUMINOUS AGGREGATE BASE, PG 64-22
- ⑥ ITEM 304 - 6" AGGREGATE BASE
- ⑦ ITEM 830 - CURB, TYPE 6
- ⑧ ITEM 605 - 6" SHALLOW PIPE UNDERDRAIN WITH FABRIC WRAP
- ⑨ ITEM 870 - SEEDING AND MULCHING
- ⑩ ITEM 408 - BITUMINOUS PRIME COAT
- ⑪ ITEM 203 - SUBGRADE COMPACTION

TYPICAL SECTIONS

LAK - 20 - 18.72