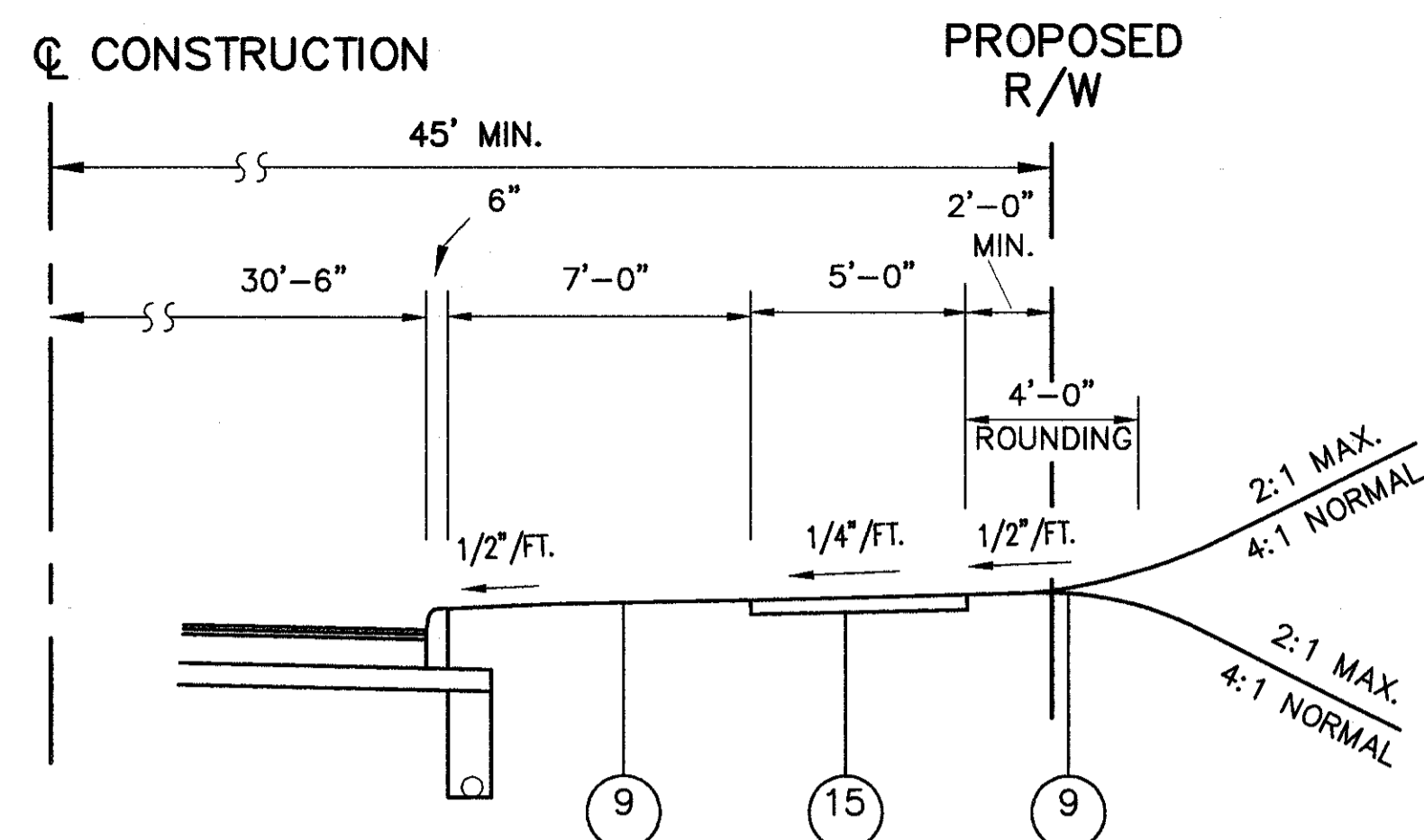
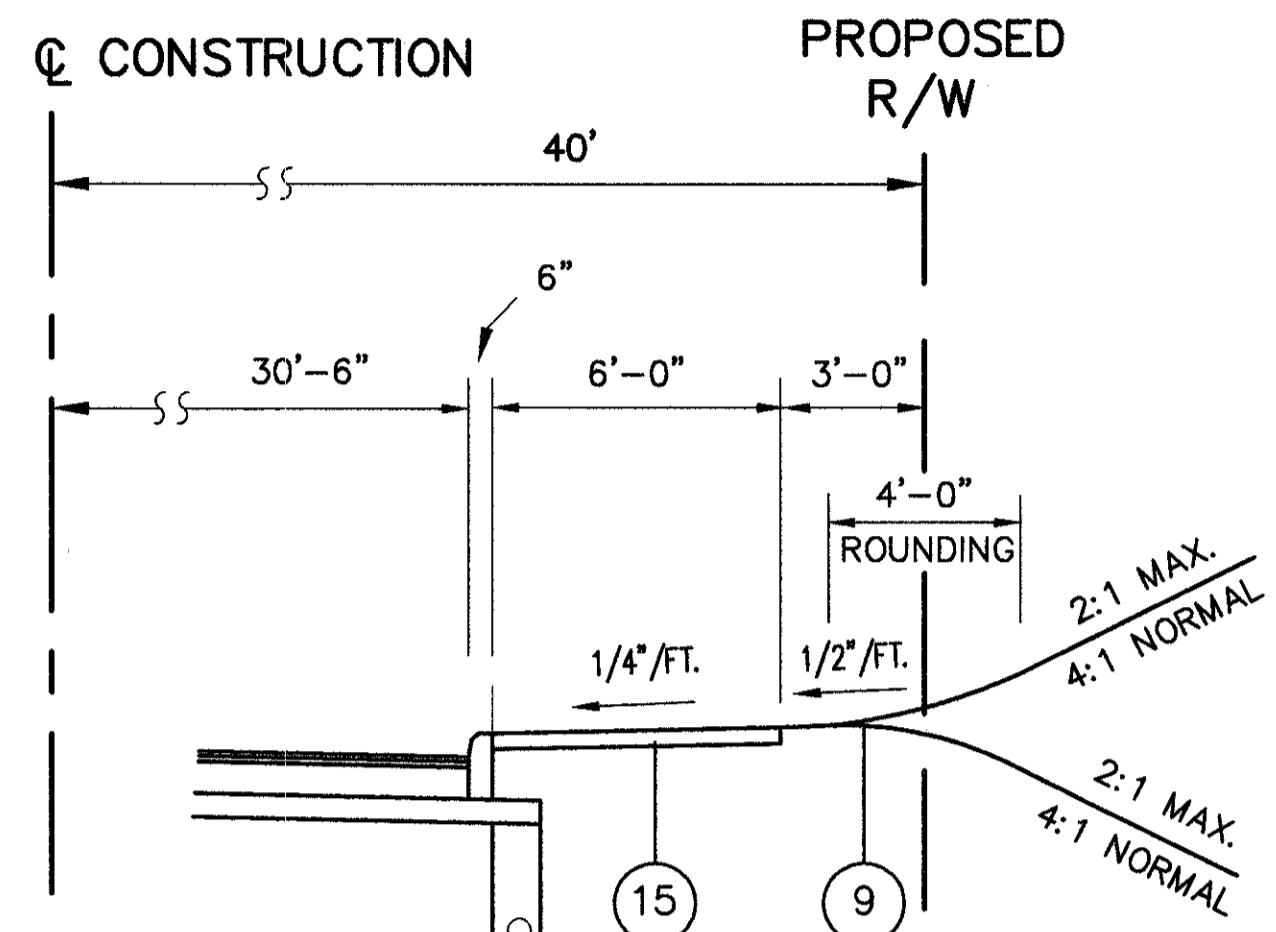


TYPICAL SECTIONS



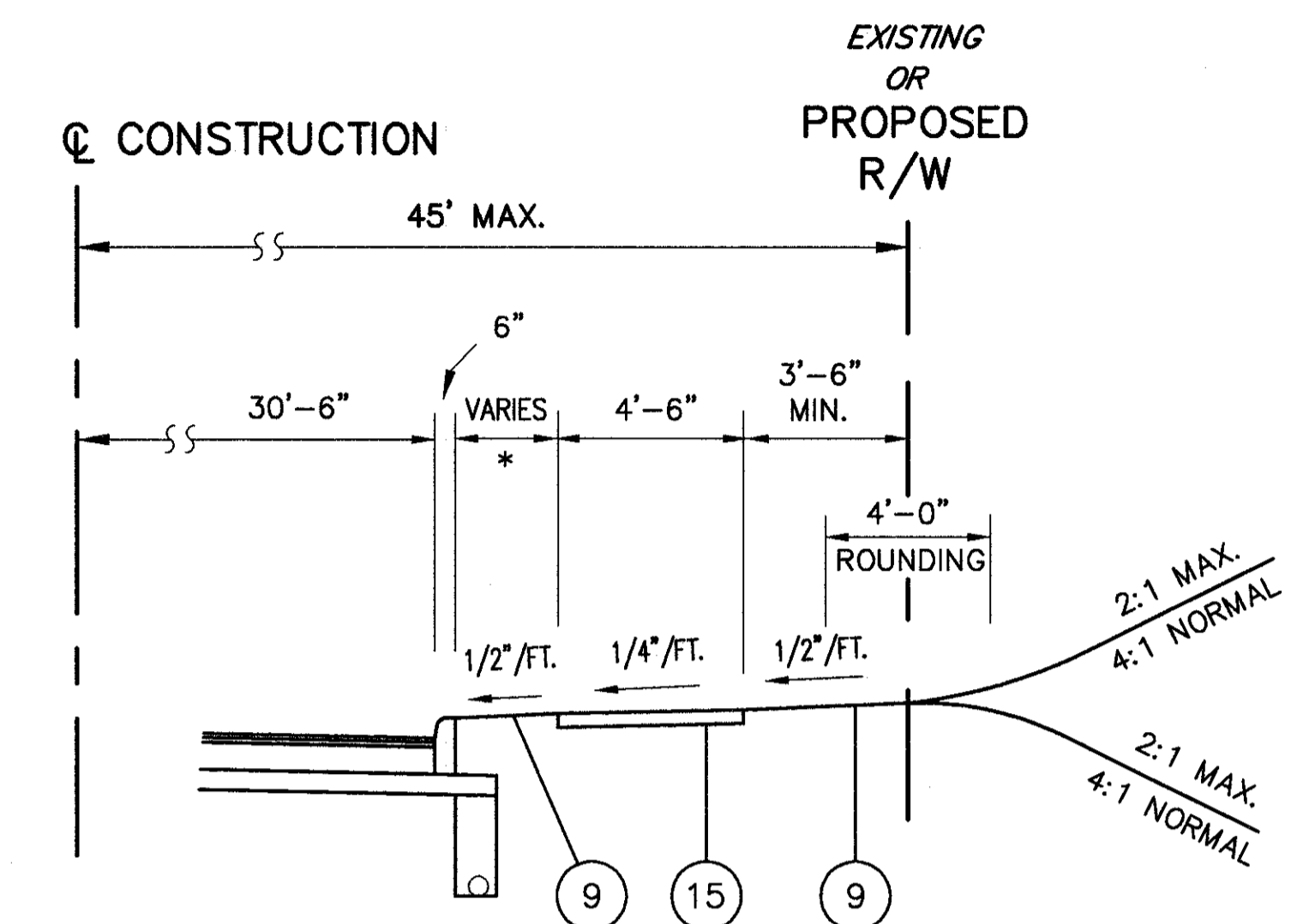
SIDEWALK SECTION

STA. 73+85.00 TO STA. 79+00.00, RT. = 515.00 LIN.FT.
 STA. 80+11.00 TO STA. 87+50.00, RT. = 739.00 LIN.FT.
 STA. 167+87.00 TO STA. 173+00.00, RT. = 513.00 LIN.FT.
 HALE ROAD:
 STA. 10+44.00 TO STA. 12+45.00, RT. = 201.00 LIN.FT.
 1968.00 LIN.FT.



SIDEWALK SECTION

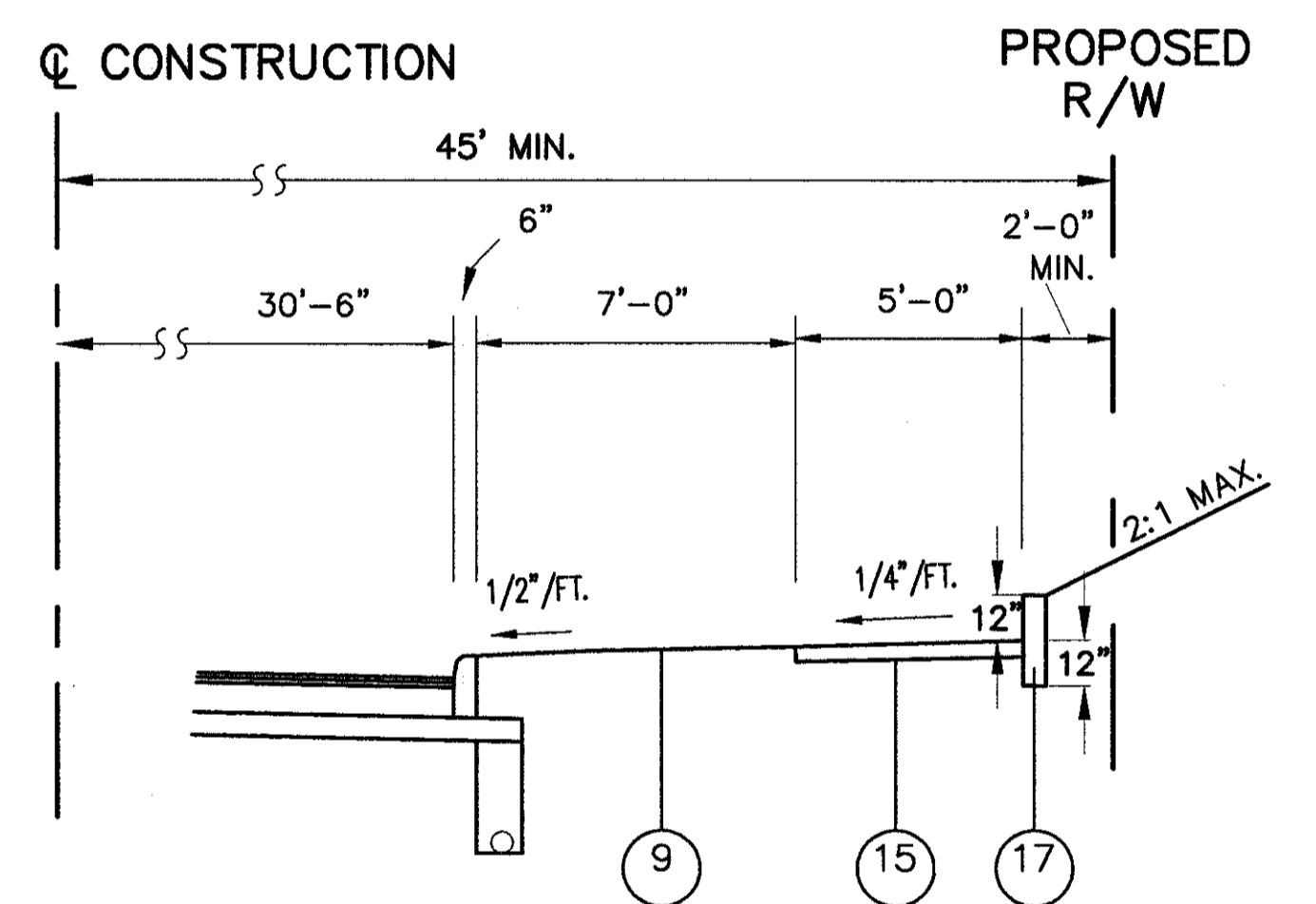
STA. 409+15.00 TO STA. 412+03.00, RT. = 288.00 LIN.FT.



SIDEWALK SECTION

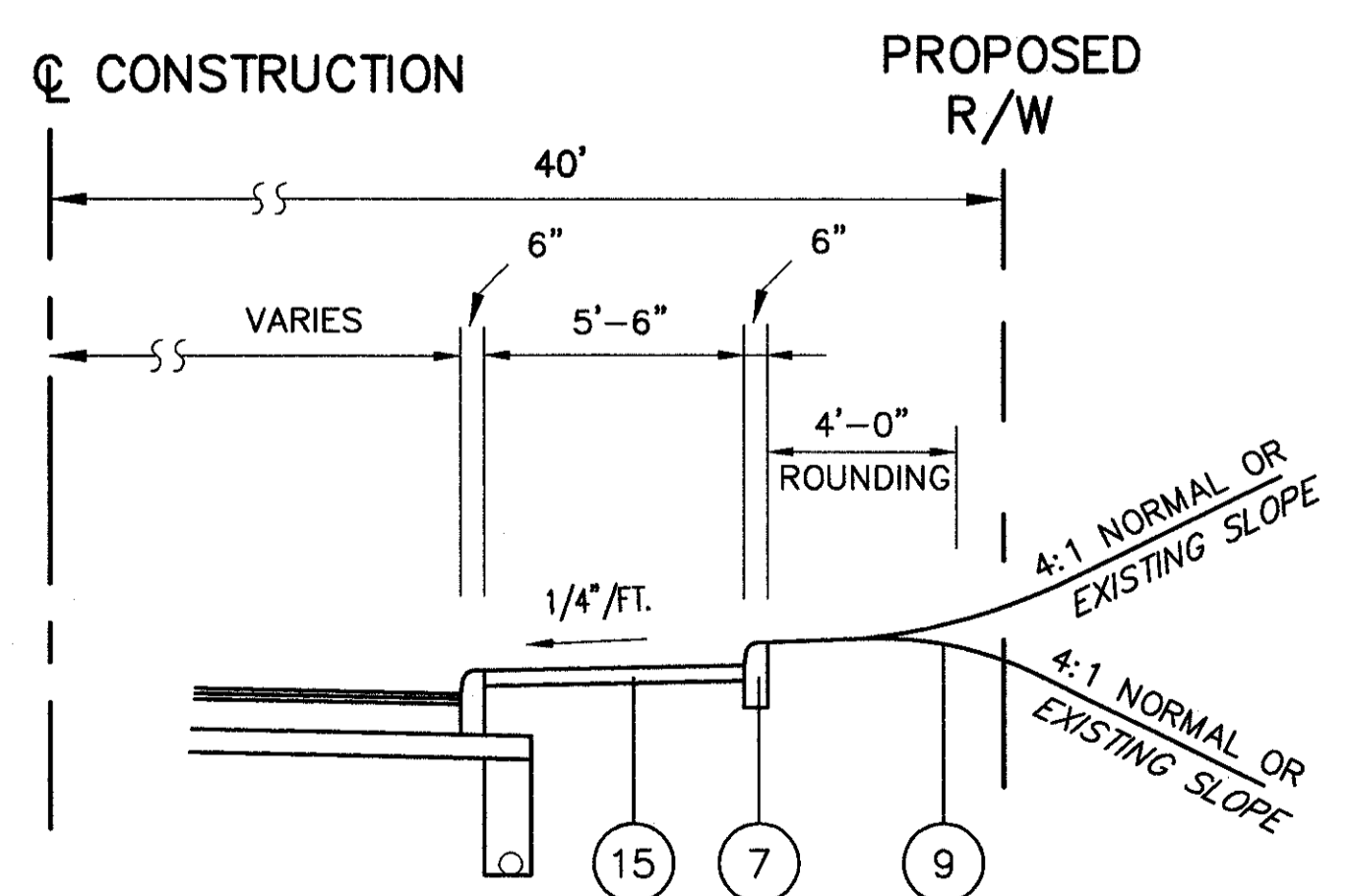
STA. 487+80.00 TO STA. 500+91.45 (BACK) = 1311.45 LIN.FT.
 STA. 500+93.84 (AHEAD) TO STA. 501+82.39 = 88.55 LIN.FT.
 1400.00 LIN.FT.

* VARIES 2'-6" TO 6'-0" STA. 487+80.00 TO STA. 488+80.00, RT.
 6'-0" STA. 488+80.00 TO STA. 500+82.39, RT.
 * VARIES 6'-0" TO 2'-6" STA. 500+82.39 TO STA. 500+91.45 (BACK) =
 STA. 500+93.84 (AHEAD) TO STA. 501+82.39, RT.



SIDEWALK SECTION

STA. 79+00.00 TO STA. 80+11.00, RT. = 111.00 LIN.FT.



SIDEWALK SECTION

STA. 405+50.00 TO STA. 409+15.00 = 365.00 LIN.FT.

LEGEND

- | | |
|---|--|
| ① ITEM 448 - 1 1/4" ASPHALT CONCRETE SURFACE COURSE, TYPE 1, PG64-22 | ⑪ ITEM 202 - CURB REMOVED |
| ② ITEM 448 - 1 3/4" ASPHALT CONCRETE INTERMEDIATE COURSE, TYPE 2, PG64-22 | ⑫ ITEM 408 - BITUMINOUS PRIME COAT |
| ③ ITEM 448 - 1/2" ASPHALT CONCRETE, INTERMEDIATE COURSE, TYPE 1, PG64-22 | ⑬ ITEM 407 - TACK COAT FOR INTERMEDIATE COURSE |
| ④ ITEM 407 - TACK COAT | ⑭ ITEM 255 - FULL DEPTH PAVEMENT SAWING |
| ⑤ ITEM 301 - 8" BITUMINOUS AGGREGATE BASE, PG64-22 | ⑮ ITEM 608 - 4" CONCRETE WALK |
| ⑥ ITEM 304 - 6" AGGREGATE BASE | ⑯ ITEM 203 - SUBGRADE COMPACTION |
| ⑦ ITEM 830 - CURB, TYPE 6 | ⑰ ITEM 830 - CURB, TYPE 6, AS PER PLAN |
| ⑧ ITEM 605 - 6" SHALLOW PIPE UNDERDRAIN WITH FABRIC WRAP | |
| ⑨ ITEM 870 - SEEDING AND MULCHING | |
| ⑩ ITEM 254 - PAVEMENT PLANING, BITUMINOUS (0"MIN. - 3"MAX.) | |

H:\1998\88604.dwg\12/22/99 08:10:38 AM EST LAYER 169

TYPICAL SECTIONS

LAK - 20 - 18.72