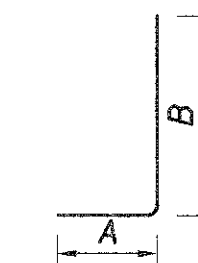


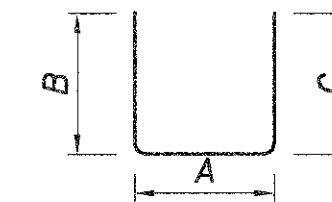
SUPERSTRUCTURE										
MARK	NUMBER			LENGTH	WEIGHT (LBS)	TYPE	DIMENSIONS			
	LEFT	RIGHT	TOTAL				A	B	C	
S601			177	30'-0"	7976	STR.				
S602			66	13'-4"	1322	STR.				
S603			45	22'-8"	1532	STR.				
				SUBTOTAL:	10,830					
R501	132	132	264	4'-5"	1216	I	0'-10"	3'-8 <sup>3</sup> / <sub>4</sub> "		
R502	8	8	16	30'-0"	502	STR.				
R503	8	8	16	21'-1"	352	STR.				
				SUBTOTAL:	2070					
SW401	34	34	68	6'-6"	296	STR.				
SW501	10	10	20	30'-0"	626	STR.				
SW502	10	10	20	21'-1"	440	STR.				
SW503	34	34	68	2'-1 <sup>1</sup> / <sub>4</sub> "	150	18	0'-8 <sup>1</sup> / <sub>2</sub> "	0'-10"	0'-10"	
SW504	34	34	68	2'-5 <sup>3</sup> / <sub>4</sub> "	176	18	1'-1"	0'-10"	0'-10"	
				SUBTOTAL:	1688					
				TOTAL:	14,588					

ABUTMENTS AND WINGWALLS							
MARK	NUMBER			LENGTH	WEIGHT (LBS)	TYPE	INC.
	REAR	FWD	TOTAL				
A501	128	140	268	13'-6"	3774	STR.	
	2	-	2	5'-1 <sup>1</sup> / <sub>2</sub> "			
A502	S.O.		S.O.	T0	136	STR.	1'-4 <sup>3</sup> / <sub>4</sub> "
	7		7	13'-6"			
	2	-	2	1'-7 <sup>1</sup> / <sub>2</sub> "			
A503	S.O.		S.O.	T0	10	STR.	1'-5 <sup>1</sup> / <sub>2</sub> "
	2		2	3'-1"			
	2	-	2	1'-2"			
A504	S.O.		S.O.	T0	12	STR.	9 <sup>1</sup> / <sub>2</sub> "
	3		3	2'-9"			
	2	-	2	4'-0 <sup>1</sup> / <sub>2</sub> "			
A505	S.O.		S.O.	T0	19	STR.	1'-0 <sup>1</sup> / <sub>2</sub> "
	2		2	5'-1"			
A506	44	44	88	20'-0"	1836	STR.	
A507	22	22	44	16'-11"	776	STR.	
A508	240	252	492	30'-0"	15395	STR.	
A509	22	22	44	16'-3 <sup>1</sup> / <sub>2</sub> "	748	STR.	
A510	22	22	44	17'-11 <sup>3</sup> / <sub>4</sub> "	825	STR.	
	-	2	2	4'-7 <sup>1</sup> / <sub>2</sub> "			
A511		S.O.	S.O.	T0	21	STR.	8"
		2	2	5'-3 <sup>1</sup> / <sub>2</sub> "			
		-	2	1'-4"			
A512		S.O.	S.O.	T0	13	STR.	9"
		3	3	2'-10 <sup>1</sup> / <sub>4</sub> "			
		-	2	1'-2 <sup>1</sup> / <sub>4</sub> "			
A513		S.O.	S.O.	T0	14	STR.	1'-11 <sup>1</sup> / <sub>4</sub> "
		3	3	3'-1 <sup>1</sup> / <sub>2</sub> "			
		-	2	4'-6'			
A514		S.O.	S.O.	T0	20	STR.	6"
		2	2	5'-0"			
				SUBTOTAL:	23,599		

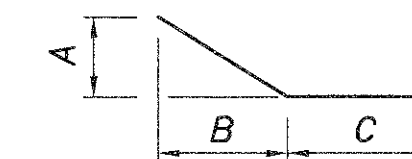
ABUTMENTS AND WINGWALLS CONTINUED										
MARK	NUMBER			LENGTH	WEIGHT (LBS)	TYPE	DIMENSIONS			
	REAR	FWD	TOTAL				A	B	C	INC.
A515	79	79	158	25'-5"	4189	STR.				
A516	85	85	170	10'-2 <sup>3</sup> / <sub>4</sub> "	1814	18	2'-8"	3'-11"	3'-11"	
A517	56	56	112	10'-0"	1169	STR.				
	1	-	1	22'-3"						
A519	S.O.		S.O.	T0	761	STR.				0'-2 <sup>1</sup> / <sub>2</sub> "
	29		29	28'-1"						
	1	-	1	16'-4"						
A520	S.O.		S.O.	T0	786	STR.				0'-4 <sup>1</sup> / <sub>4</sub> "
	34		34	28'-0"						
	-	1	1	22'-5"						
A521		S.O.	S.O.	T0	893	STR.				0'-2"
		34	34	27'-11"						
		1	1	22'-3"						
A522		S.O.	S.O.	T0	761	STR.				0'-2 <sup>1</sup> / <sub>2</sub> "
		29	29	28'-1"						
	2	-	2	4'-6"						
A523	S.O.		S.O.	T0	228	STR.				5'-6"
	6		6	32'-0"						
	2	-	2	5'-0"						
A524	S.O.		S.O.	T0	394	STR.				2'-8'
	11		11	31'-8"						
	-	2	2	5'-0'						
A525		S.O.	S.O.	T0	240	STR.				5'-7"
		6	6	32'-10"						
	-	2	2	4'-6"						
A526		S.O.	S.O.	T0	228	STR.				5'-6"
		6	6	32'-0"						
A527	-	54	54	5'-0"	282	20	1'-4"	2'-1"	2'-6"	
A528	-	54	54	5'-0"*	282*	20	1'-8"	1'-10"	2'-6"	
A529	4	4	8	5'-1 <sup>3</sup> / <sub>4</sub> "	43	18	1'-3"	2'-9"	1'-5"	
A530	3	3	6	4'-6"	28	STR.				
A531	4	4	8	1'-2"	10	STR.				
A801	80	80	160	13'-6"	5768	STR.				
A802	79	79	158	25'-3"	10652	STR.				
A803	122	122	244	8'-11 <sup>1</sup> / <sub>2</sub> "	5836	1	7'-10"	1'-4"		
	1	-	1	22'-1"						
A804	S.O.		S.O.	T0	1317	STR.				0'-3 <sup>1</sup> / <sub>4</sub> "
	20		20	27'-2 <sup>3</sup> / <sub>4</sub> "						
	1	-	1	16'-0"						
A805	S.O.		S.O.	T0	1335	STR.				0'-6 <sup>1</sup> / <sub>4</sub> "
	23		23	27'-5 <sup>1</sup> / <sub>2</sub> "						
	-	1	1	22'-0"						
A806		S.O.	S.O.	T0	1520	STR.				0'-3"
		23	23	27'-6"						
		1	1	22'-1"						
A807		S.O.	S.O.	T0	1317	STR.				0'-3 <sup>1</sup> / <sub>4</sub> "
		20	20	27'-2 <sup>3</sup> / <sub>4</sub> "						
A808	119	119	238	16'-1 <sup>1</sup> / <sub>2</sub> "	10247	1	15'-0"	1'-4"		
				SUBTOTAL:	50,100					
				TOTAL:	73,699					



TYPE 1



TYPE 18



TYPE 20

NOTES:

ALL REINFORCING STEEL TO BE EPOXY COATED.