
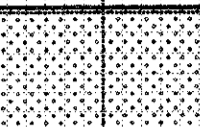



-  EXISTING CONCRETE PAVEMENT TO BE REMOVED. SEE PAVEMENT CALCULATIONS FOR QUANTITIES.
-  GRAVEL FILL (411, STABILIZED CRUSHED AGGREGATE).
-  EXCAVATION OF EXISTING PARKING AREAS TO BE SEEDED

SEEDING	END AREA		VOLUME		CALCULATED	CHECKED
	END WIDTH	50 YDS.	CUT	FILL		
29						
17						
35						
8						
64	SHEET TOTAL		22	10		

CROSS SECTIONS
 STA 13+75 TO STA 14+00

LAK-20-18.07

31
 72

I:\Projects\0001\24580_Lak-20\Drawings\Xsplot\lak20stg3.dgn 25-OCT-2002 12:25PM Administrator