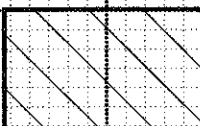
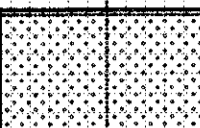



-  EXISTING CONCRETE PAVEMENT TO BE REMOVED. SEE PAVEMENT CALCULATIONS FOR QUANTITIES.
-  GRAVEL FILL (4IN, STABILIZED CRUSHED AGGREGATE).
-  EXCAVATION OF EXISTING PARKING AREAS TO BE SEEDED

SEEDING END WIDTH	SQ. YDS.	END AREA		VOLUME		CALCULATED SM	CHECKED RRC
		CUT	FILL	CUT	FILL		
60	680			20	7		
670	670						
660	660						
650	650			21	0		
640	640						
70	670			18	7		
660	660						
650	650			19	15		
130	SHEET TOTAL	50	40	38	14		

**CROSS SECTIONS
 STA 12+25 TO STA 12+49.23**

LAK-20-18.07

L:\Projects\000T\24580.Lak-20\Drawings\expl\lak20st03.dgn 25-OCT-2002 12:39PM Administrator