
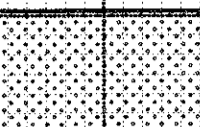



-  EXISTING CONCRETE PAVEMENT TO BE REMOVED. SEE PAVEMENT CALCULATIONS FOR QUANTITIES.
-  GRAVEL FILL (4IN, STABILIZED CRUSHED AGGREGATE).
-  EXCAVATION OF EXISTING PARKING AREAS TO BE SEEDED

END AREA	VOLUME		CALCULATED	CHECKED	
	CUT	FILL			SM
680			22	2	
670					
660					
650	19	1			
670			5	2	
660					
650	14	12			
<b>SHEET TOTAL</b>			<b>27</b>	<b>4</b>	

**CROSS SECTIONS**  
**STA 6+25 TO STA 6+33.85**

**LAK-20-18.07**

L:\Projects\000T\24580.Lak-20\Drawings\Xsplo\lak20stg3.dgn 25-OCT-2002 12:22PM Administrator