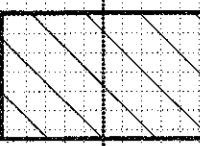
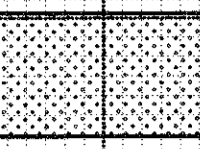



-  EXISTING CONCRETE PAVEMENT TO BE REMOVED. SEE PAVEMENT CALCULATIONS FOR QUANTITIES.
-  GRAVEL FILL (4IN, STABILIZED CRUSHED AGGREGATE).
-  EXCAVATION OF EXISTING PARKING AREAS TO BE SEEDED

SEEDING	END AREA		VOLUME		CALCULATED	CHECKED
	CUT	FILL	CUT	FILL		
46			6	7		
680						
670						
660						
650						
31			0	3		
670						
660						
650						
15			0	3		
670						
660						
0			0	0		
92	SHEET TOTAL		7	11		

CROSS SECTIONS
STA 5+50 TO STA 6+00

LAK-20-18.07

L:\Projects\0001\24580.Lak-20\Drawings\Xsplo\lak20stg3.dgn 25-OCT-2002 12:28PM Administrator