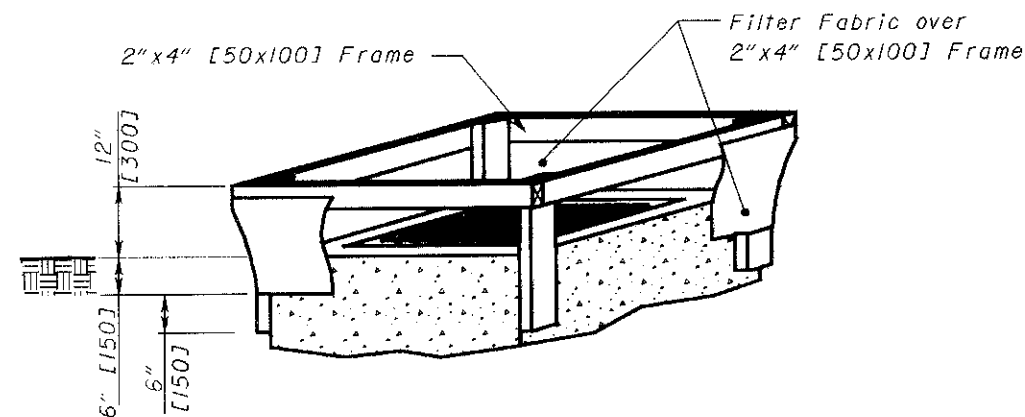


TEMPORARY INLET PROTECTION FILTER FABRIC FENCE

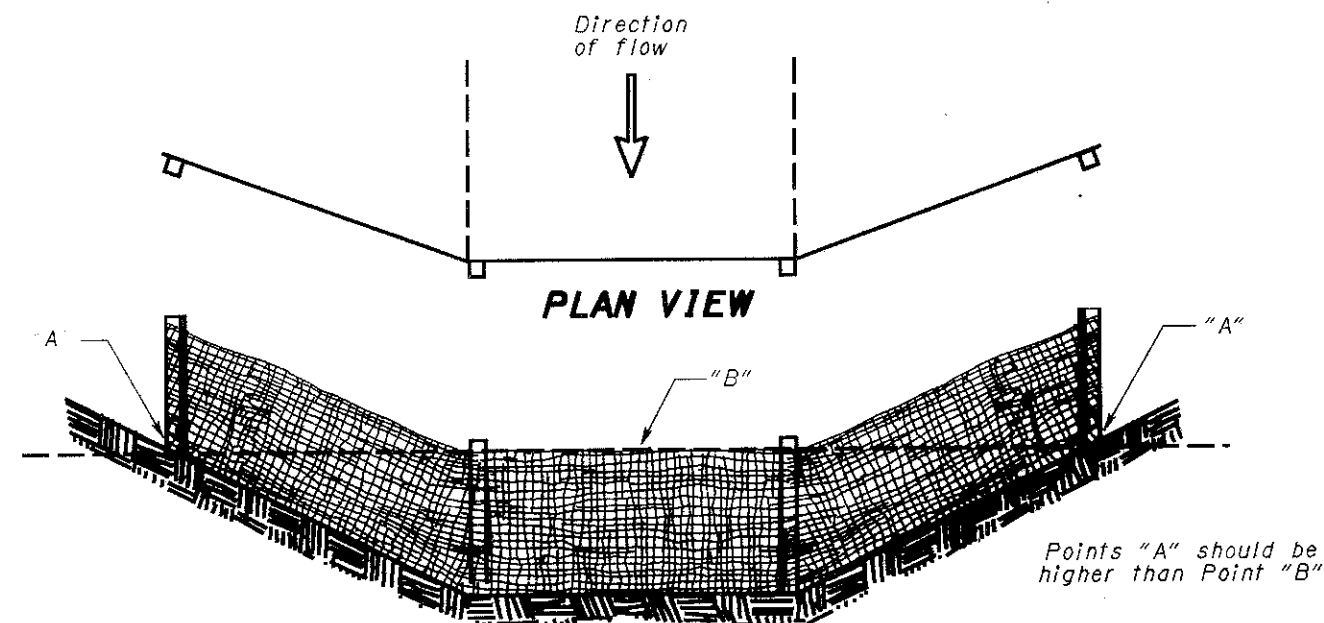


MATERIALS: Filter Fabric shall meet the requirements of CMS 712.09, Type C. The framing wood shall be construction grade 2"x4" [50x100] lumber.

CONSTRUCTION: Excavate a 6" [150] deep trench around the inlet, then drive the 2"x4" [50x100] posts 6" [150] below the excavated trench. Construct the wooden frame using the overlap joint detail shown above. The filter fabric shall be stretched around the wooden frame and securely fastened. The filter fabric shall overlap across one side of the inlet such that the ends of the filter fabric are not attached to the same post. Backfill and compact the excavated soil. Other devices may be used with the approval of the Director.

MAINTENANCE: The filter fabric shall be maintained to be functional. This shall include removal of trapped sediment and required cleaning, repair, and/or replacement of the filter fabric. The maintenance or replacement cost will be paid for by the Department under unit bid prices, agreed unit prices, or under CMS 109.04.

PAYMENT: The cost of all materials, construction and removal shall be paid for under **Item 877 - Temporary Inlet Protection Filter Fabric Fence, Linear Foot [Meter].**



ELEVATION VIEW

PLACEMENT AND CONSTRUCTION OF DITCH CHECK FILTER FABRIC FENCE

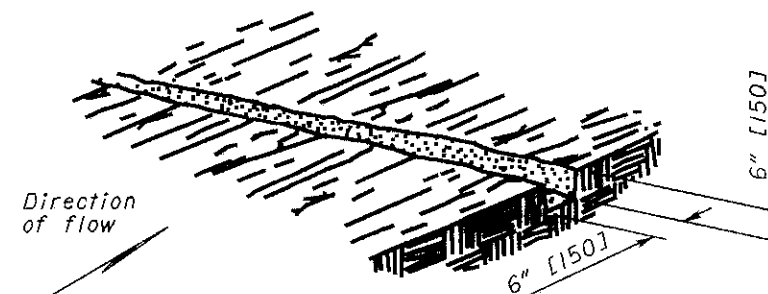
NOTES

MATERIALS: Filter fabric shall meet the requirements of CMS 712.09, Type C. Support stakes shall be a minimum of 1.5"x1.5" [38x38], nominal, and shall be hardwood of sound quality. The stakes shall be driven a minimum of 6" [150] below the bottom of the filter fabric. The maximum spacing between support stakes shall be 10' [3 m].

CONSTRUCTION: The bottom of the fabric shall be buried 6" [150] below the ground. The ends of adjacent sections of fence shall be overlapped with the end stake of each section wrapped together prior to installation. The ground elevation of the fence shall be held constant except that the end elevations shall be raised upslope to prevent flow around the end of the fence.


MAINTENANCE: The filter fabric fence shall be maintained to be functional. This shall include removal of trapped sediment and required cleaning, repair, and replacement of the filter fabric. The maintenance or replacement cost will be paid for by the Department under unit bid prices, agreed unit prices, or CMS 109.04.

PAYMENT: The cost of all materials, construction and removal shall be paid for under **Item 877 - Temporary Perimeter Filter Fabric Fence or Temporary Ditch Check Filter Fabric Fence, Linear Foot [Meter].**




Excavate a 6"x6" [150x150] trench along the proposed fence line.

STEP 1



Place fabric and support stakes and extend fabric into the trench.

STEP 2



Backfill and compact the excavated soil.

STEP 3

PLACEMENT AND CONSTRUCTION OF PERIMETER FILTER FABRIC FENCE