

FED. AID PROJECT	STATE	FED. RD DIST N <sup>o</sup>	FISCAL YEAR
4 (Recop)	OHIO	10	1931
S.H. (I.C.H.) 2			SEC. J
LAKE			COUNTY

U.S.R. 20 17.36±

# STATE OF OHIO DEPARTMENT OF HIGHWAYS

## CLEVELAND-BUFFALO ROAD

SH. (I.C.H.) 2

SEC. J.

PET. NO.

### LAKE

### COUNTY

PAINESVILLE TWP.

FEB. 1931.

The Standard Specifications of the State of Ohio, Department of Highways, in force on date of contract will govern this improvement.

I hereby approve these plans and declare that the making of the improvement will not require the closing to traffic of the highway.

Approved: A. B. Wilson  
Date, 1/10/31 Resident District Deputy Director

Approved: C. E. Will  
Date, 1/26/31 Resident Division Deputy Director

Approved: H. P. Chapman  
Date, 1-30-31 Chief Engineer Bureau of Construction

Approved: \_\_\_\_\_  
Date, Chief Engineer Bureau of Maintenance.

Approved: J. B. Burkey  
Date, Chief Engineer Bureau of Bridges.

Approved: F. H. Raschig  
Date, 1-30-31 Chief Engineer & First Assistant Director.

Approved: O. W. Merrell  
Date, 1-30-31 Director of Highways.

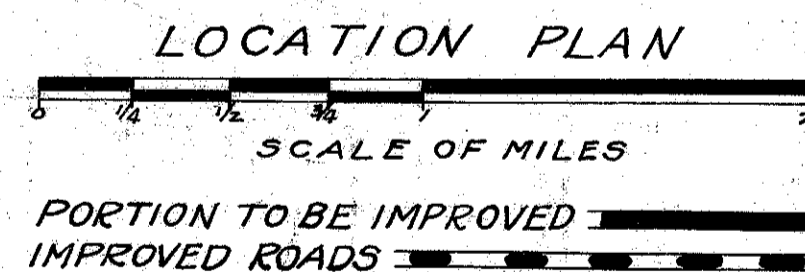
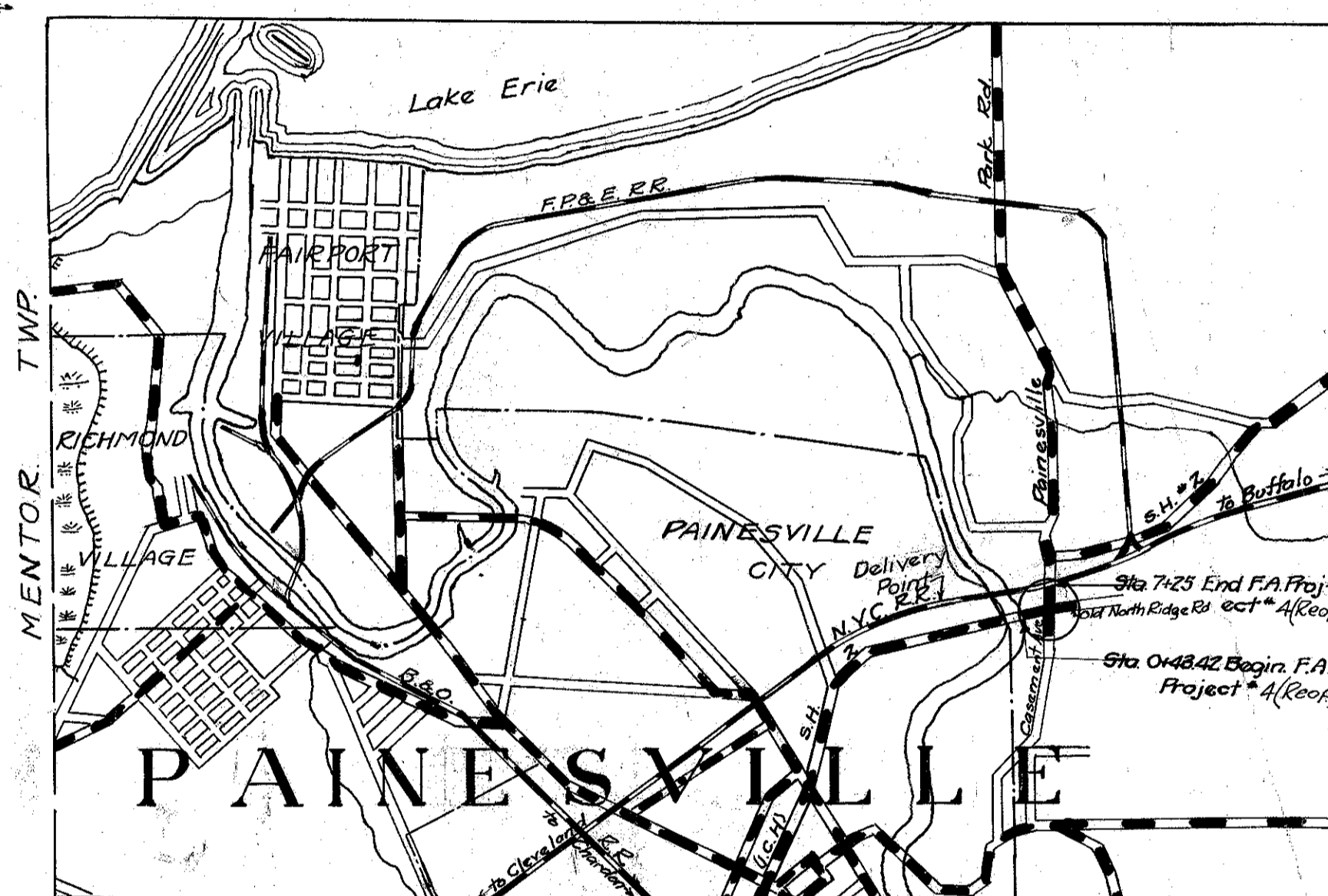
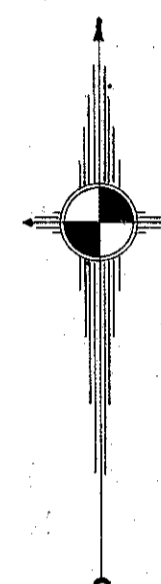
Recommended for Approval: \_\_\_\_\_  
Date, District Engineer Bureau of Public Roads.

Recommended for Approval: \_\_\_\_\_  
Date, Chief Engineer Bureau of Public Roads.

Approved: \_\_\_\_\_  
Date, Chief of Bureau.

CONVENTIONAL SIGNS

State line	-----
County line	-----
Township line	-----
Section line	-----
Property line not fenced	-----
Center line	-----
City or Village line	-----
Fence	-----
Telephone or Telegraph	TTTTTTTTTT
Steam Railroad	-----
Electric line	-----
Guard Rail	-----
Drain Pipe - new	-----
Drain Pipe - old	-----



We, the Commissioners of Lake County, hereby approve these plans and certify that the right-of-way (60') sixtyfeet is available for the construction, maintenance and repair of the above highway.

Chas. Manchester  
W. M. Davel  
W. O. Reynolds  
Date, Mar 31/30 County Commissioners.

Structural Standards  
\* 300  
\* 305  
\* 105  
C.W.-A

SCALES  
Plan 1"=100'  
Profile (vertical) 1"=10'  
Profile (horizontal) 1"=100'  
Cross-Sections 1"=5'

INDEX

Title page	p. 1
Typical Sections	p. 2
Plan & Profile	p. 3
Cross-Sections	pp. 4-7
Structures	p. 8
Special Structures	pp. 9-10
Summary of Quantities	p. 11

