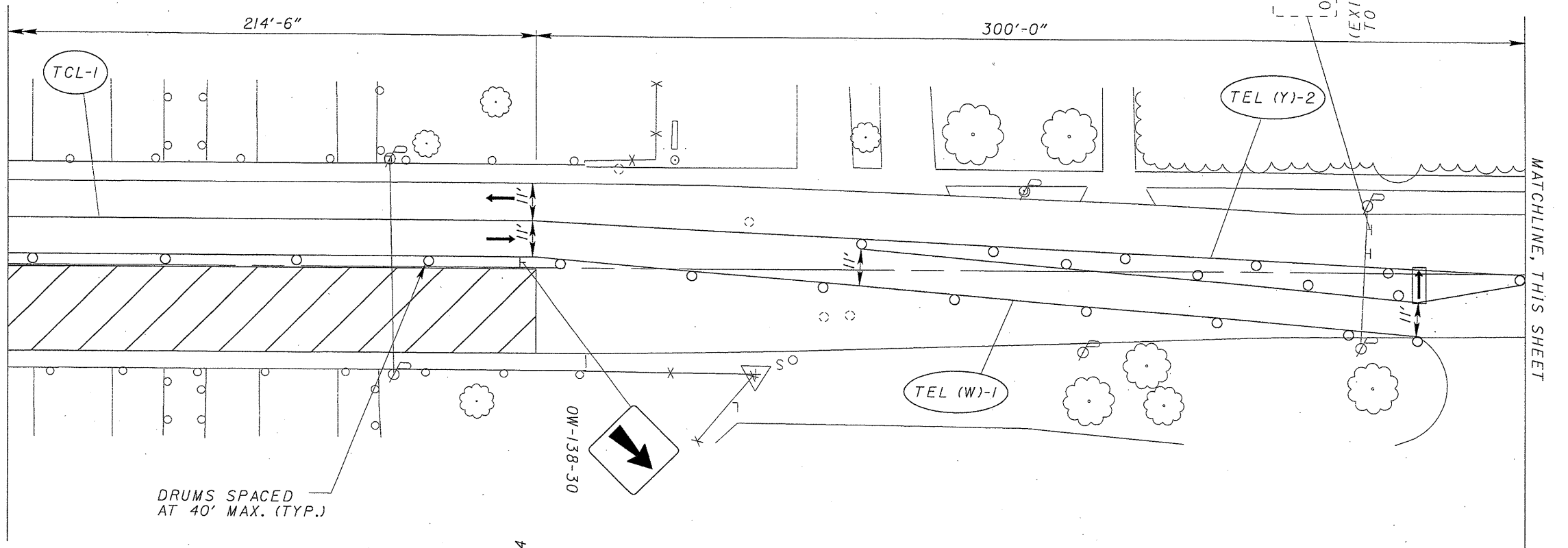
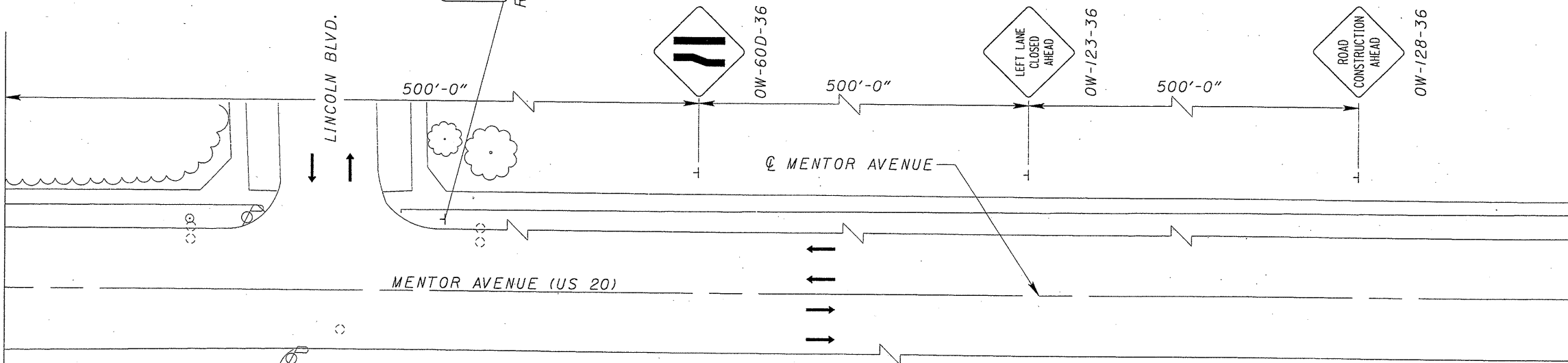


MATCHLINE, SHEET 4


MATCHLINE, THIS SHEET



DRUMS SPACED AT 40' MAX. (TYP.)



- LEGEND**
- TEL (W) TEMPORARY EDGE LINE (WHITE)
  - TEL (Y) TEMPORARY EDGE LINE (YELLOW)
  - TCL TEMPORARY CENTER LINE
  - TSL TEMPORARY STOP LINE
  - FLASHING ARROW PANEL
  - WORK ZONE
  - TRAFFIC DRUMS
  - PROTECTION VEHICLE
  - DIRECTION OF TRAFFIC



HORIZONTAL SCALE IN FEET  
 0 10 20 40  
 PREPARED BY TKH  
 CHECKED BY SJS

**MAINTENANCE OF TRAFFIC PHASE I**

LAK-20-14.34  
 LAK-44-5.10