





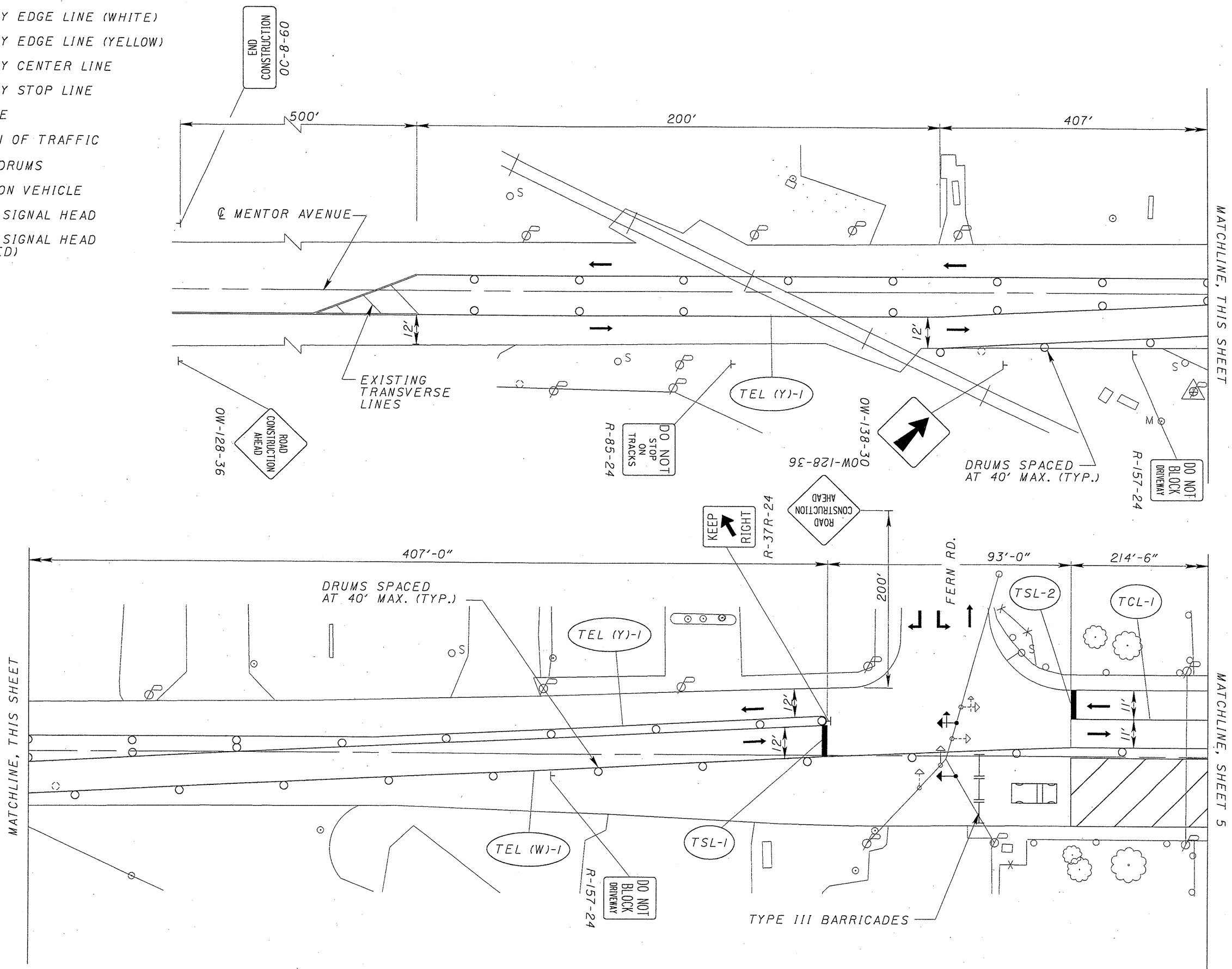




LEGEND

- TEL (W) TEMPORARY EDGE LINE (WHITE)
- TEL (Y) TEMPORARY EDGE LINE (YELLOW)
- TCL TEMPORARY CENTER LINE
- TSL TEMPORARY STOP LINE
-  WORK ZONE
-  DIRECTION OF TRAFFIC
-  TRAFFIC DRUMS
-  PROTECTION VEHICLE
-  EXISTING SIGNAL HEAD
-  EXISTING SIGNAL HEAD (RELOCATED)





 HORIZONTAL SCALE IN FEET
 CALCULATED: TKH
 CHECKED: SJS

MAINTENANCE OF TRAFFIC PHASE I

LAK-20-14.34
LAK-44-5.10

NOTE: SEE TRAFFIC SIGNAL DETAILS ON SHEET 8 FOR LOCATIONS OF RELOCATED SIGNAL HEADS.