

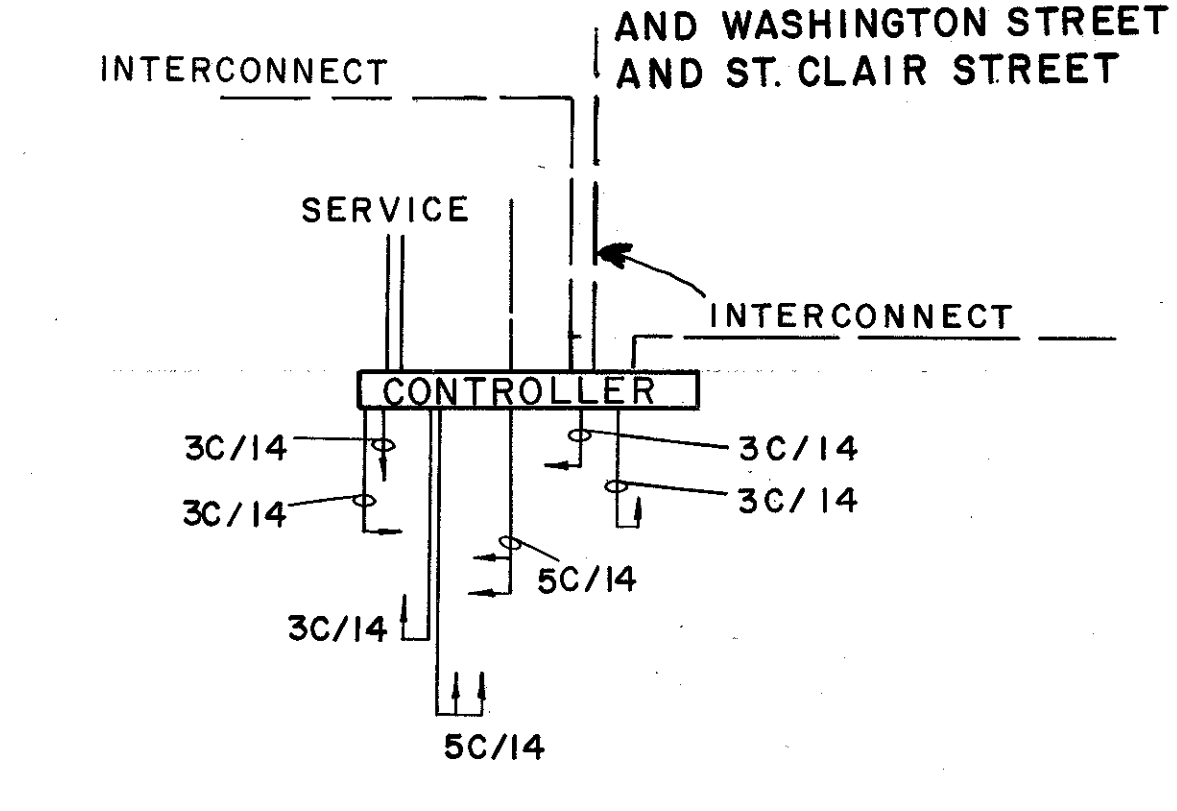
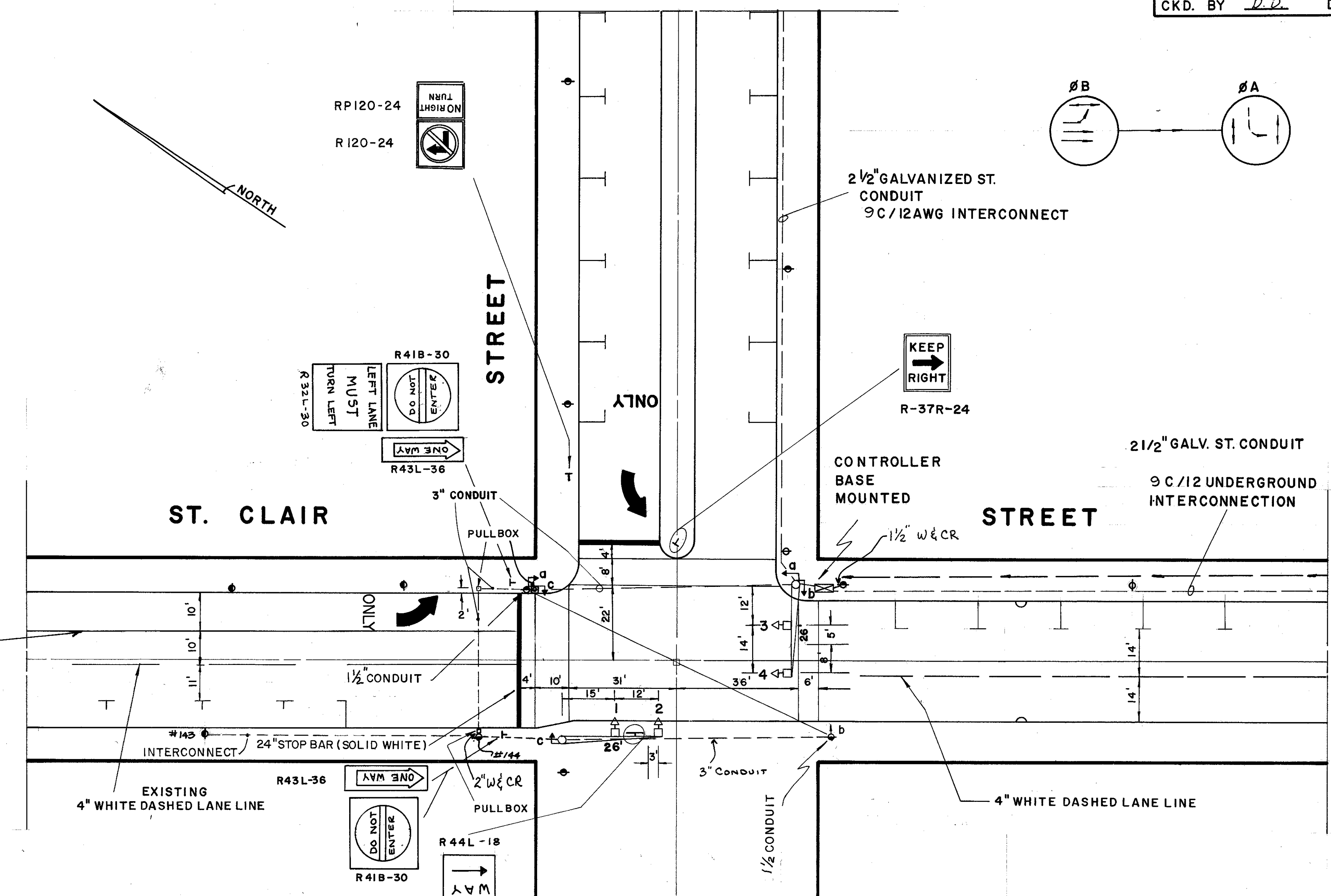
DATE	APPLIES ON	COLOR SEQUENCE CHARTS																
DRAWN	CAM CHART	MAIN ST. & ST. CLAIR ST.																
CHECKED		PAINESVILLE, OHIO																
APPROVED																		
DIAL SETTINGS (SECONDS OR PERCENT)																		
STREETS	NUMBER OF SIGNALS	LENS	Ø A	Ø B	INTERVAL													
			1	2	3	4	5	6	7	8	9	10	11	12	13	14	FLASH	
MAIN ST. ST. CLAIR WEST BD.	182	G																
MAIN ST. ST. CLAIR SOUTH BD.	384	Y																
CROSS ST. ST. CLAIR WEST BD.	0	D																
CROSS ST. ST. CLAIR WEST BD.	0	W																

FDW = FLASHING "DON'T WALK"

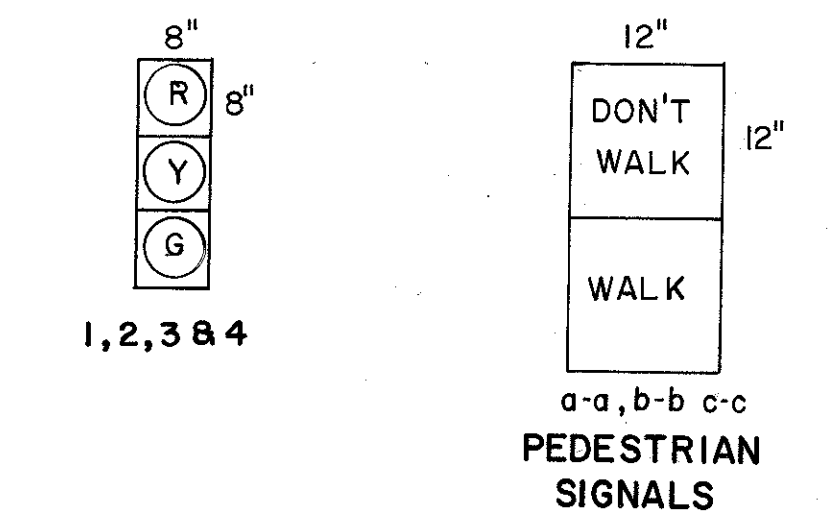
CALC. BY EG DATE 11-11-74
 CKD. BY DD DATE 1-31-75

FED. RD. DIV.	STATE	PROJECT	
5	OHIO	T-4030-(13)	(24/38)

LAKE COUNTY
 LAK.-20-14.30
 LAK.-86-0.25
 AND WASHINGTON STREET
 AND ST. CLAIR STREET



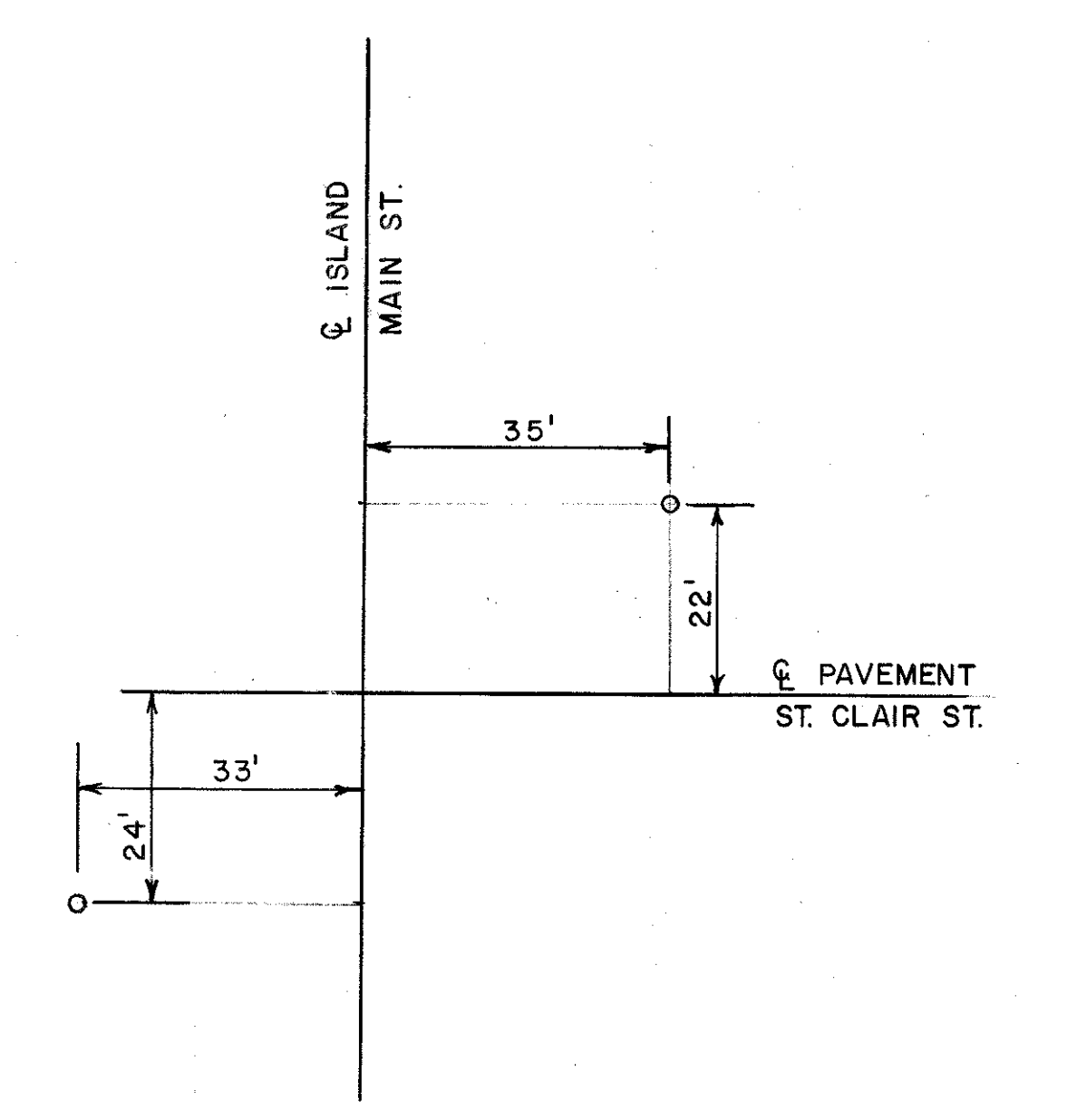
FEED FROM PC 3718 @ S.E. CORNER OF WASHINGTON & ST. CLAIR



ITEM	DESCRIPTION	TRAFFIC — SIGNAL QUANTITIES SUB-SUMMARY	
		UNIT	QUANTITY
816	SIGNAL SUPPORT - 76A, 11.0'-20'-6" POLE 76A-70 X 3.36 X 26.0 ARM	EA.	2
816	CONCRETE FOR SIGNAL SUPPORT FOUNDATION	CY.	4.4
816	CONCRETE FOR CONTROLLER FOUNDATION	CY.	0.9
816	STRUCTURAL SUPPORT DRIVEN NO. 4	LF.	30
625	TRAFFIC SIGNAL HEAD - 3 SECTION, 8" LENS 1-WAY, MAST ARM	EA.	4
815	SIGNS, FLAT SHEET TYPE	SF.	41.25
625	PEDESTRIAN SIGNAL HEAD, INCANDESCENT TYPE, 12" X 12" 2-WAY POLE MOUNT	EA.	2
625	PEDESTRIAN SIGNAL HEAD, INCANDESCENT TYPE, 12" X 12" 1-WAY POLE MOUNT	EA.	2
625	SIGNAL CONTROLLER, TYPE I BASED MTD., INCL. PRE-WIRED CABINET	EA.	1
625	GROUND ROD	EA.	3
625	COVERING OF TRAFFIC SIGNAL HEAD	EA.	4
816	MAST ARM MOUNTED SIGN ATTMT.	EA.	1
625	TRENCH	LF.	211
816	STRUCTURAL SUPPORT, NO. 6 POST DRIVEN, AS PER PLAN	LF.	32

ITEM	DESCRIPTION	TRAFFIC — SIGNAL QUANTITIES SUB-SUMMARY	
		UNIT	QUANTITY
625	CONDUIT - 3" (713.04)	LF.	211
625	CABLE SUPPORT ASSEMBLY	EA.	2
625	CONDUIT 1 1/2" 713.04	LF.	20
625	2" CONDUIT RISER WITH WEATHERHEAD	EA.	1
625	POWER CABLE 3C/#8AWG STRANDED	LF.	42
625	SIGNAL CABLE 3C/#14AWG	LF.	553
625	SIGNAL CABLE 5C/#14AWG	LF.	226
621	WORD ON PVM'T AS PER PLAN	EA.	2
625	1 1/2" WEATHERHEAD & CONDUIT RISER	EA.	1
625	PULL BOX 713.09	EA.	3
625	INTERCONNECT CABLE 9/C #12AWG	LF.	185
621	24" WHITE STOP BARS	LF.	64
621	LANE ARROWS	EA.	2
621	6" WHITE SOLID CROSSWALK LINES	LF.	272
202	REMOVAL OF EX. SIGNAL INSTALLATION	EA.	1

MAIN AND ST. CLAIR				
	60	70	75	
	CYCLE			
ØA MAIN				
WALK	15	19	30	
FLDW 3/4	9	9	9	
GREEN	24	28	39	
YELLOW	3	3	3	
RED	27	31	33	
ØB ST. CLAIR				
WALK 5/8	9	13	15	
FLDW 3/4	15	15	15	
GREEN	24	28	30	
YELLOW	3	3	3	
RED	33	39	42	



ST. CLAIR STREET & MAIN STREET
 SIGNAL PLAN
 SCALE: 1" = 20'