


FED. RD DIST. NO.	STATE	FED. AID PROJECT	FISCAL YEAR	29
10	OHIO	519-A	1928	33

IC.H.No.2 SEC.1 & B
LAKE COUNTY



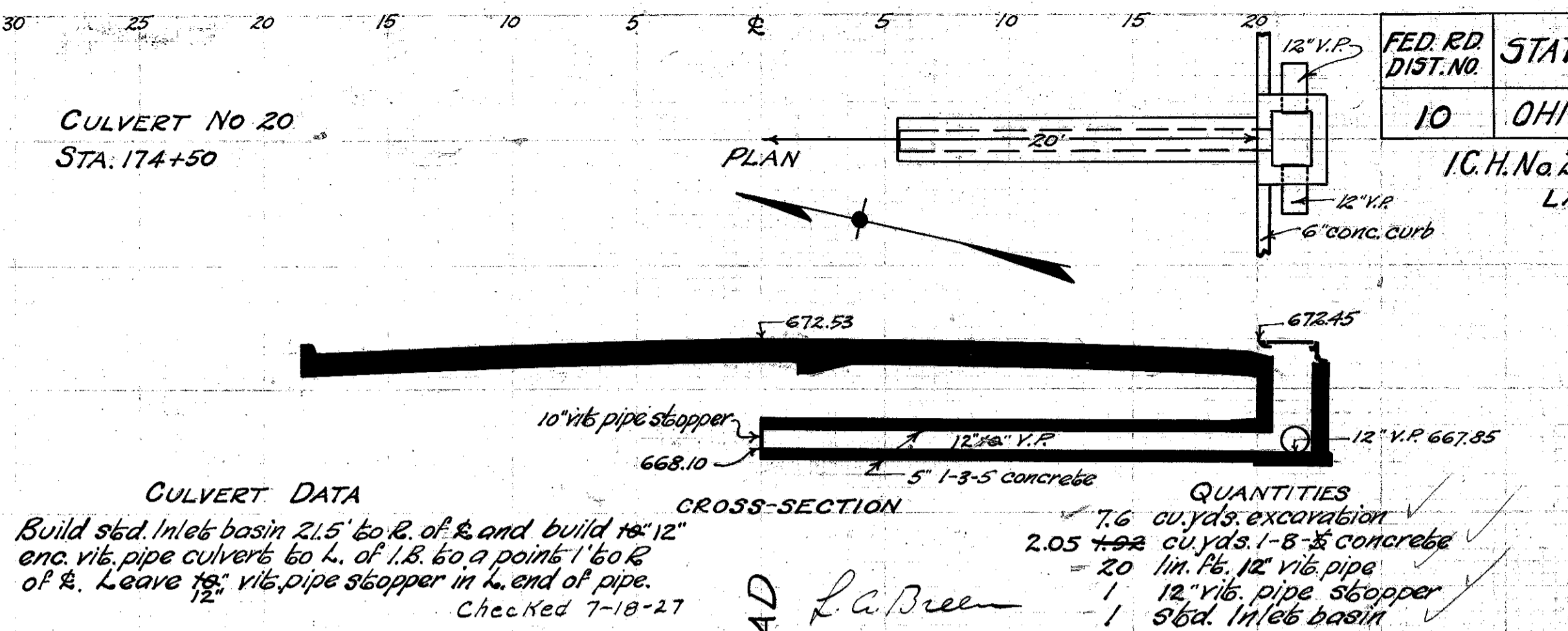
CULVERT No. 16
STA. 152+43

CULVERT DATA
Build s/d. Inlet basin 21.5' to R. of & over location of old I.B. and connect direct to culvert
Checked 7-18-27

CROSS-SECTION
Floor of present 4.5' x 5.5' stone box culvert

QUANTITIES
2.6 cu. yds. excavation
1 s/d. Inlet basin

L.A. Breen



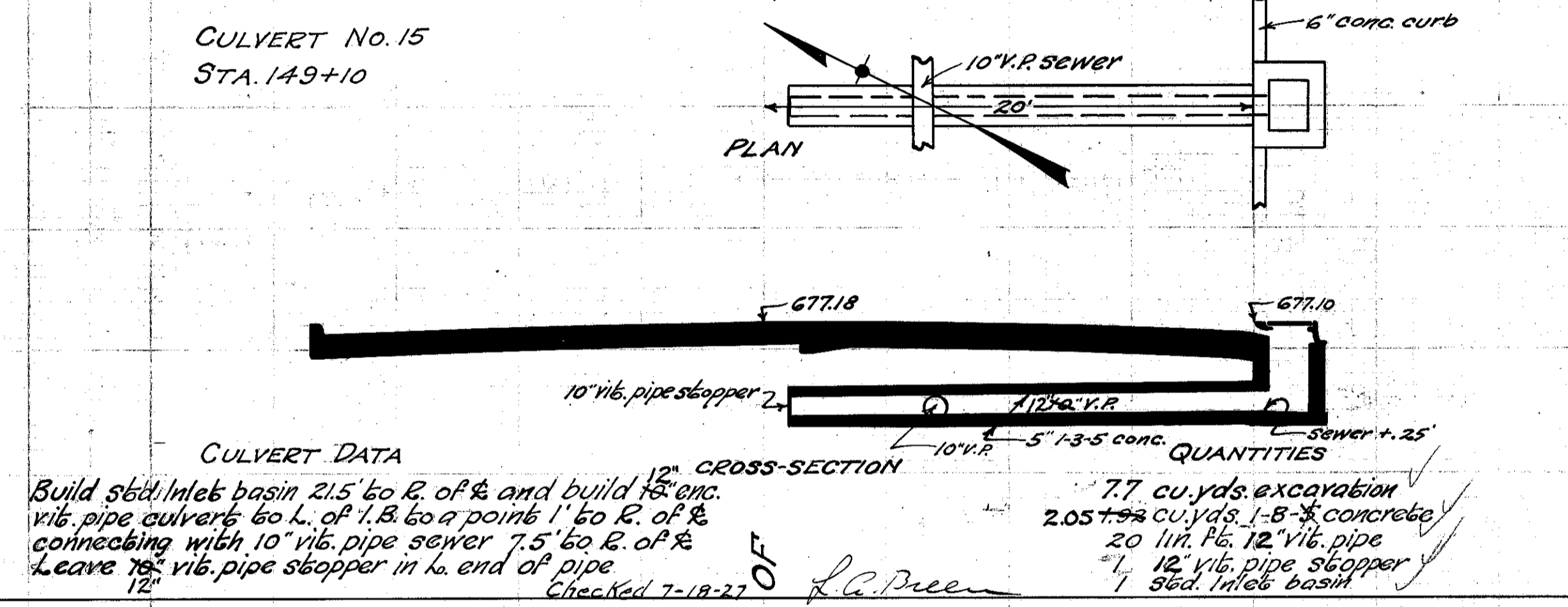
CULVERT No. 20
STA. 174+50

CULVERT DATA
Build s/d. Inlet basin 21.5' to R. of & and build 12" enc. v/b. pipe culvert to L. of I.B. to a point 1' to R. of &. Leave 12" v/b. pipe stopper in L. end of pipe.
Checked 7-18-27

CROSS-SECTION
12" V.P.

QUANTITIES
7.6 cu. yds. excavation
2.05 cu. yds. 1-8" concrete
20 lin. ft. 12" v/b. pipe
1 12" v/b. pipe stopper
1 s/d. Inlet basin

L.A. Breen



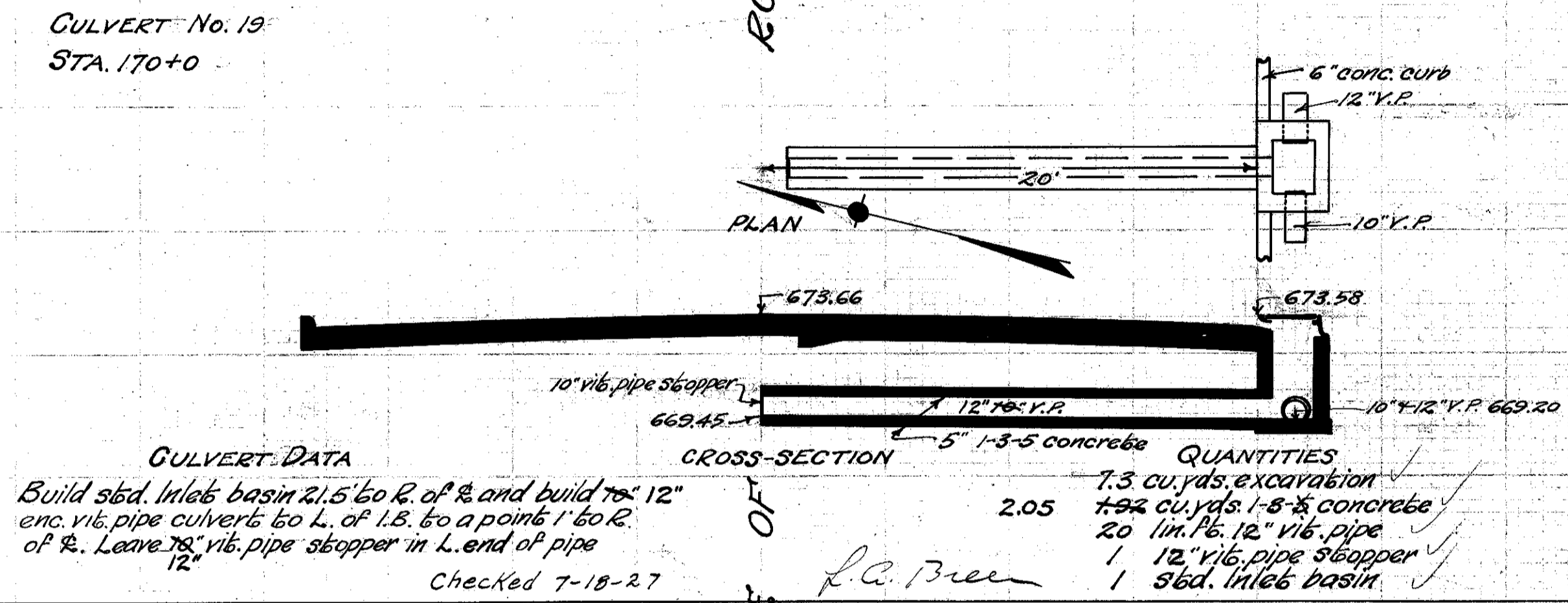
CULVERT No. 15
STA. 149+10

CULVERT DATA
Build s/d. Inlet basin 21.5' to R. of & and build 12" enc. v/b. pipe culvert to L. of I.B. to a point 1' to R. of & connecting with 10" v/b. pipe sewer 7.5' to R. of &. Leave 12" v/b. pipe stopper in L. end of pipe.
Checked 7-18-27

CROSS-SECTION
10" V.P.

QUANTITIES
7.7 cu. yds. excavation
2.05 cu. yds. 1-8" concrete
20 lin. ft. 12" v/b. pipe
1 12" v/b. pipe stopper
1 s/d. Inlet basin

L.A. Breen



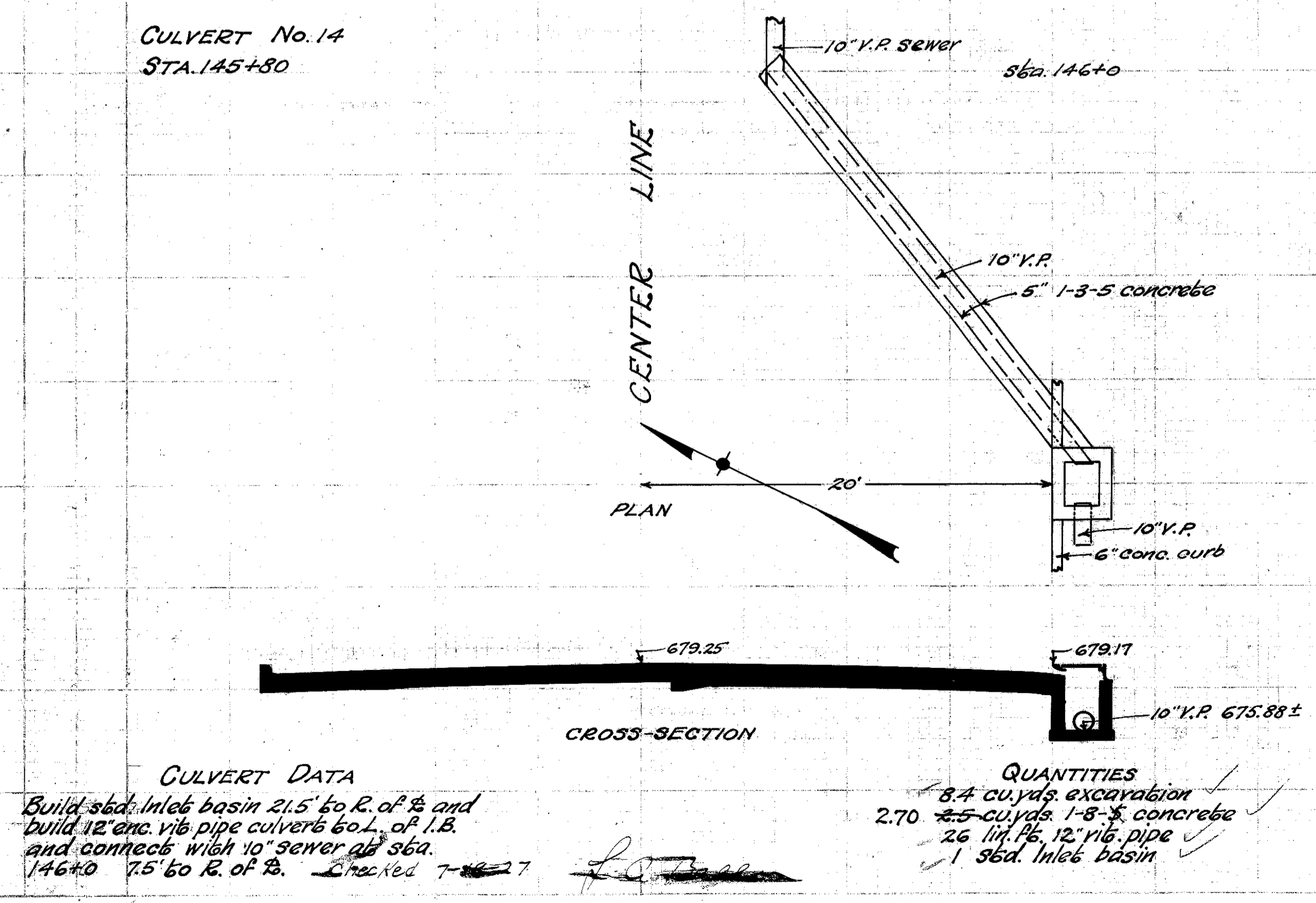
CULVERT No. 19
STA. 170+0

CULVERT DATA
Build s/d. Inlet basin 21.5' to R. of & and build 12" enc. v/b. pipe culvert to L. of I.B. to a point 1' to R. of &. Leave 12" v/b. pipe stopper in L. end of pipe.
Checked 7-18-27

CROSS-SECTION
10" V.P.

QUANTITIES
7.3 cu. yds. excavation
2.05 cu. yds. 1-8" concrete
20 lin. ft. 12" v/b. pipe
1 12" v/b. pipe stopper
1 s/d. Inlet basin

L.A. Breen



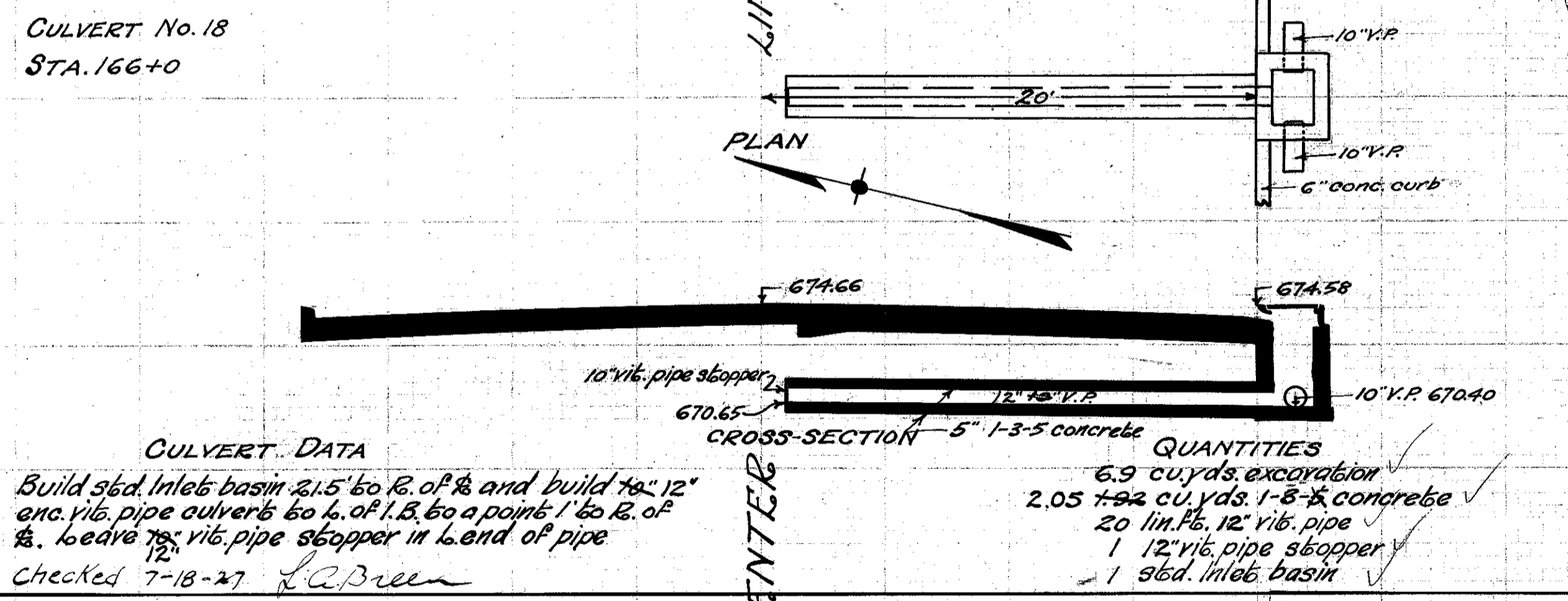
CULVERT No. 14
STA. 145+80

CULVERT DATA
Build s/d. Inlet basin 21.5' to R. of & and build 12" enc. v/b. pipe culvert to L. of I.B. to a point 1' to R. of & and connect with 10" sewer at s/ba. 146+0 7.5' to R. of &.
Checked 7-18-27

CROSS-SECTION
10" V.P.

QUANTITIES
8.4 cu. yds. excavation
2.70 cu. yds. 1-8" concrete
26 lin. ft. 12" v/b. pipe
1 s/d. Inlet basin

L.A. Breen




CULVERT No. 18
STA. 166+0

CULVERT DATA
Build s/d. Inlet basin 21.5' to R. of & and build 12" enc. v/b. pipe culvert to L. of I.B. to a point 1' to R. of &. Leave 12" v/b. pipe stopper in L. end of pipe.
Checked 7-18-27

CROSS-SECTION
10" V.P.

QUANTITIES
6.9 cu. yds. excavation
2.05 cu. yds. 1-8" concrete
20 lin. ft. 12" v/b. pipe
1 12" v/b. pipe stopper
1 s/d. Inlet basin

L.A. Breen



CULVERT No. 17
STA. 161+80

CULVERT DATA
Build s/d. Inlet basin 21.5' to R. of & and build 12" enc. v/b. pipe culvert to L. of I.B. to a point 1' to R. of &. Leave 12" v/b. pipe stopper in L. end of pipe.
Checked 7-18-27

CROSS-SECTION
10" V.P.

QUANTITIES
7.3 cu. yds. excavation
2.05 cu. yds. 1-8" concrete
20 lin. ft. 12" v/b. pipe
1 12" v/b. pipe stopper
1 s/d. Inlet basin

L.A. Breen