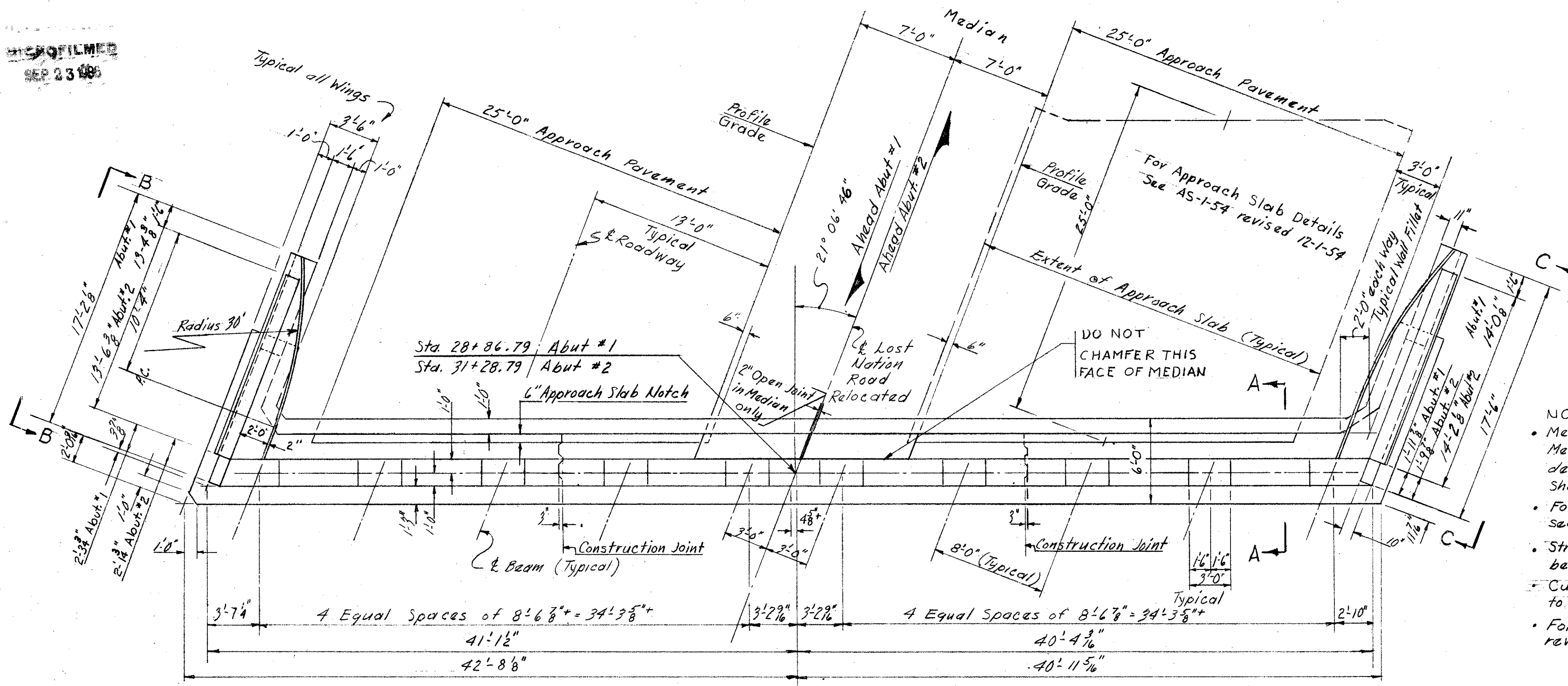


MICROFILMED  
SEP 23 1985

FED. RD. DIVISION	STATE	PROJECT	268 297
2	OHIO	F-U-329(15)	

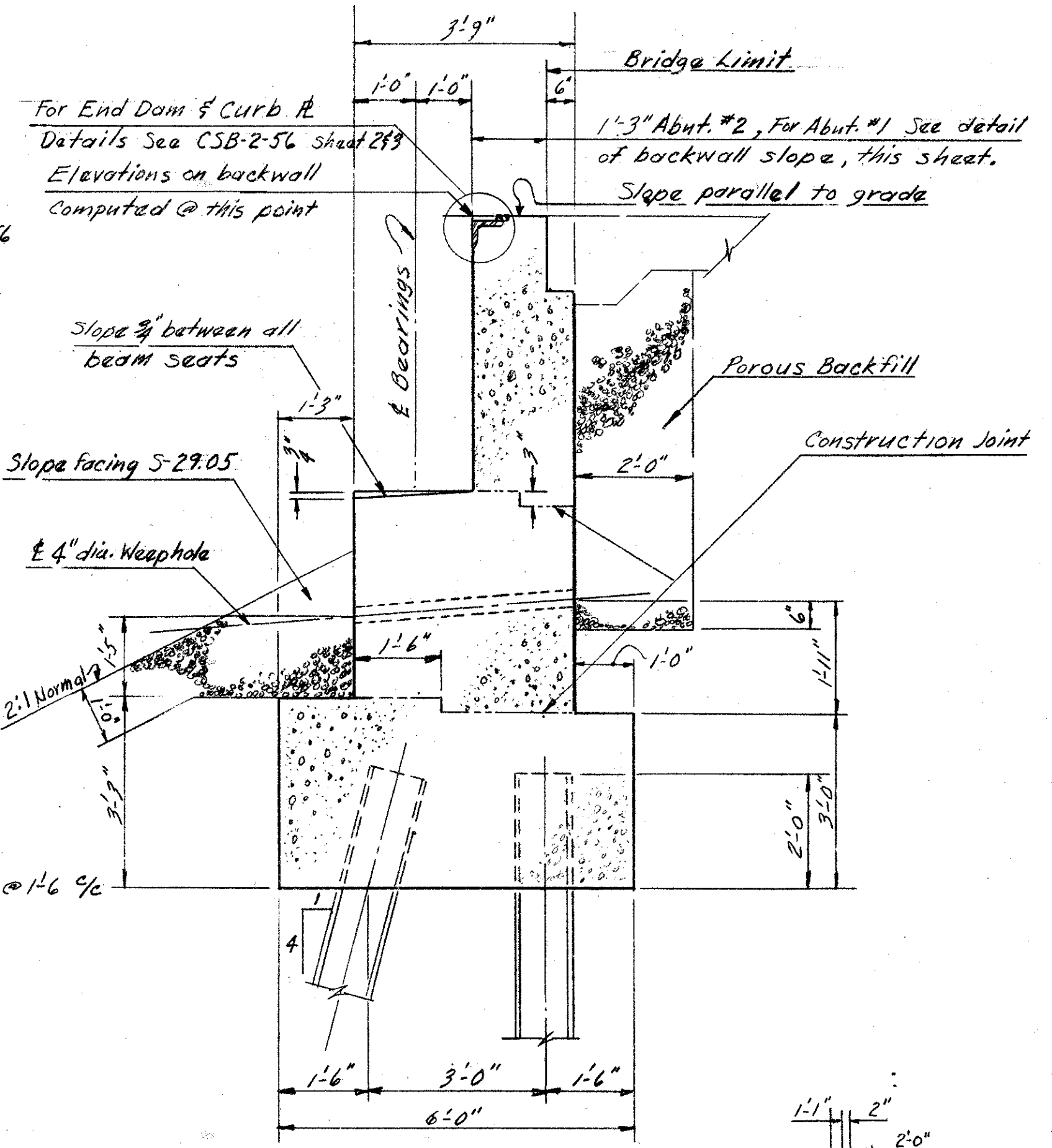
LAKE COUNTY  
SEC. LAK-2-4.42



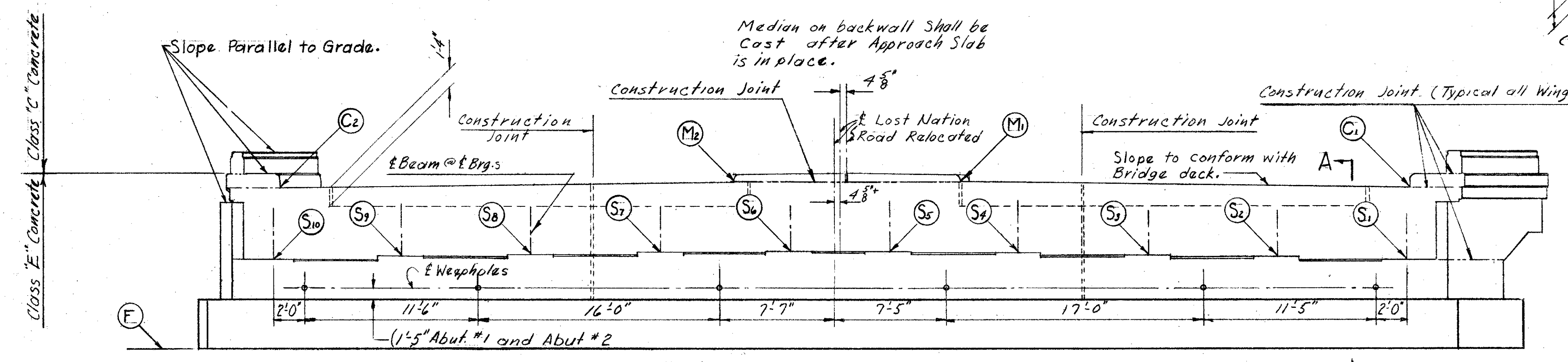
**ABUTMENT PLAN**  
Piles Not Shown

ELEVATIONS															
Location	F	S <sub>1</sub>	S <sub>2</sub>	S <sub>3</sub>	S <sub>4</sub>	S <sub>5</sub>	S <sub>6</sub>	S <sub>7</sub>	S <sub>8</sub>	S <sub>9</sub>	S <sub>10</sub>	C <sub>1</sub>	C <sub>2</sub>	M <sub>1</sub>	M <sub>2</sub>
Abut. #1	612.61	619.36	619.59	619.82	620.05	620.21	620.29	620.33	620.30	620.28	620.25	623.98	624.88	624.79	624.97
Abut. #2	617.27	624.07	624.14	624.32	624.44	624.50	624.49	624.42	624.29	624.15	624.02	628.73	628.69	629.16	629.15

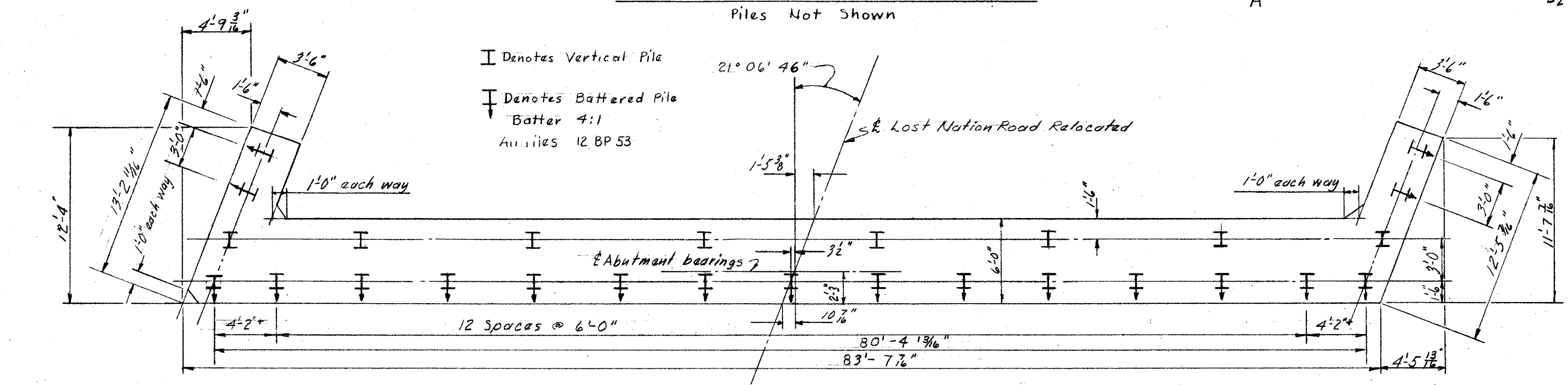
- NOTES:
- Method of terminating END DAM of Median is identical to Curb, for details see Curb & details CSB-2-56 Sheet 283 Revised 2-2-59.
  - For additional Pile driving information see "General Notes".
  - Structural Steel shall be erected before the backwall is placed.
  - Curb, Parapet & Median shall conform to that of the Bridge Deck.
  - For railing details see AR-1-57 revised 2-2-59.



**SECTION A-A**  
SHOWING CONSTRUCTION DETAILS

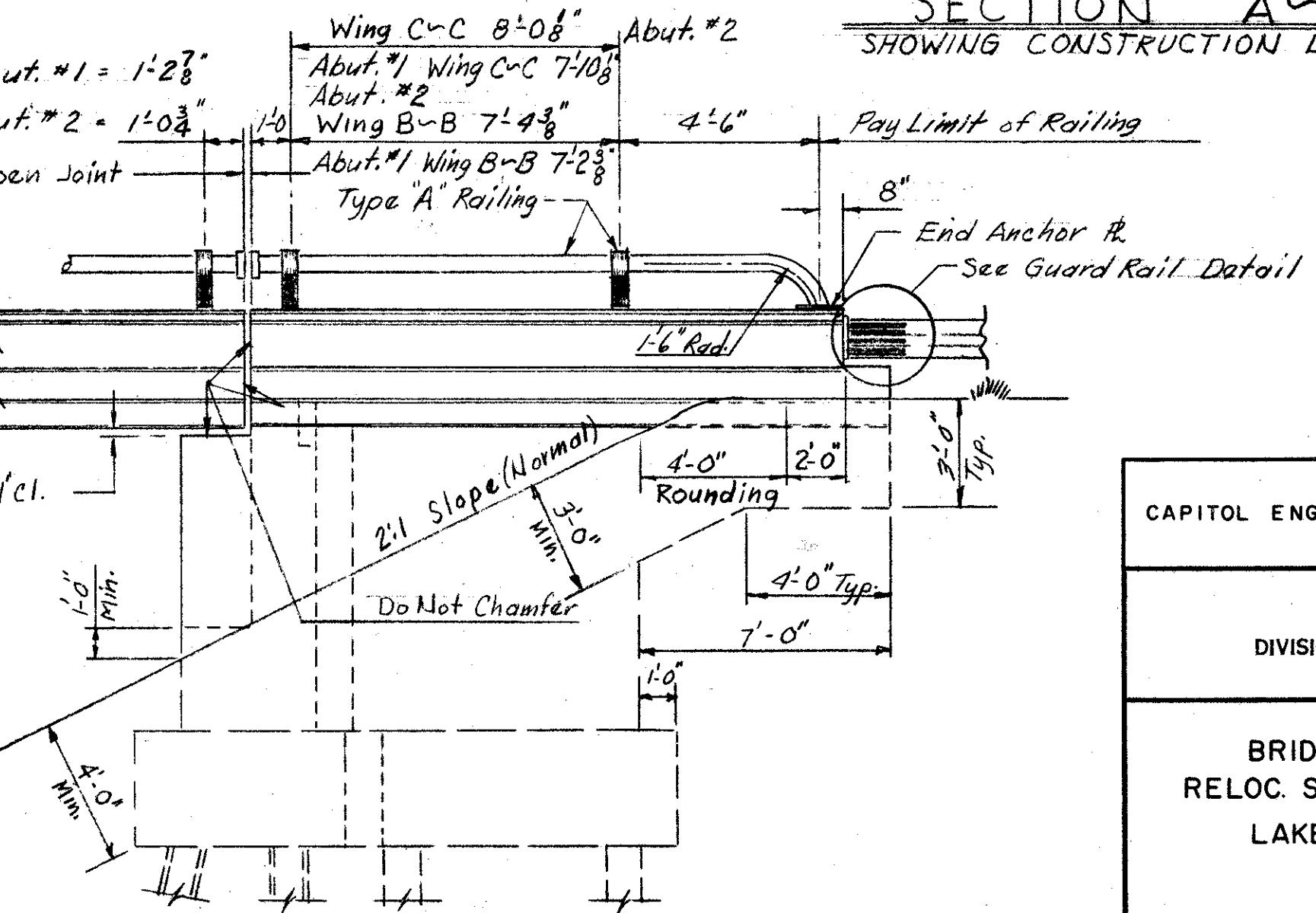


**ABUTMENT ELEVATION**  
Piles Not Shown



**PILE LAYOUT**

**END DAM DETAILS**  
Abut. #1 only For details not shown see CSB-2-56 sheet #2



**TYPICAL WING ELEVATION**

**DETAIL OF BACKWALL SLOPE**  
Abut. #1 only

PREPARED BY  
CAPITOL ENGINEERING ASSOCIATES, DILLSBURG, PA.  
FOR  
STATE OF OHIO  
DEPARTMENT OF HIGHWAYS  
DIVISION OF DESIGN AND CONSTRUCTION  
BUREAU OF BRIDGES

**ABUTMENTS**  
BRIDGE NO. LAK-2-0543  
RELOC. S.R. 2 UNDER LOST NATION RD.  
LAKE COUNTY  
STA. 184 + 69.00

DESIGNED	DRAWN	TRACED	CHECKED	REVISED	DATE	REVISED
DRT	DRT					