

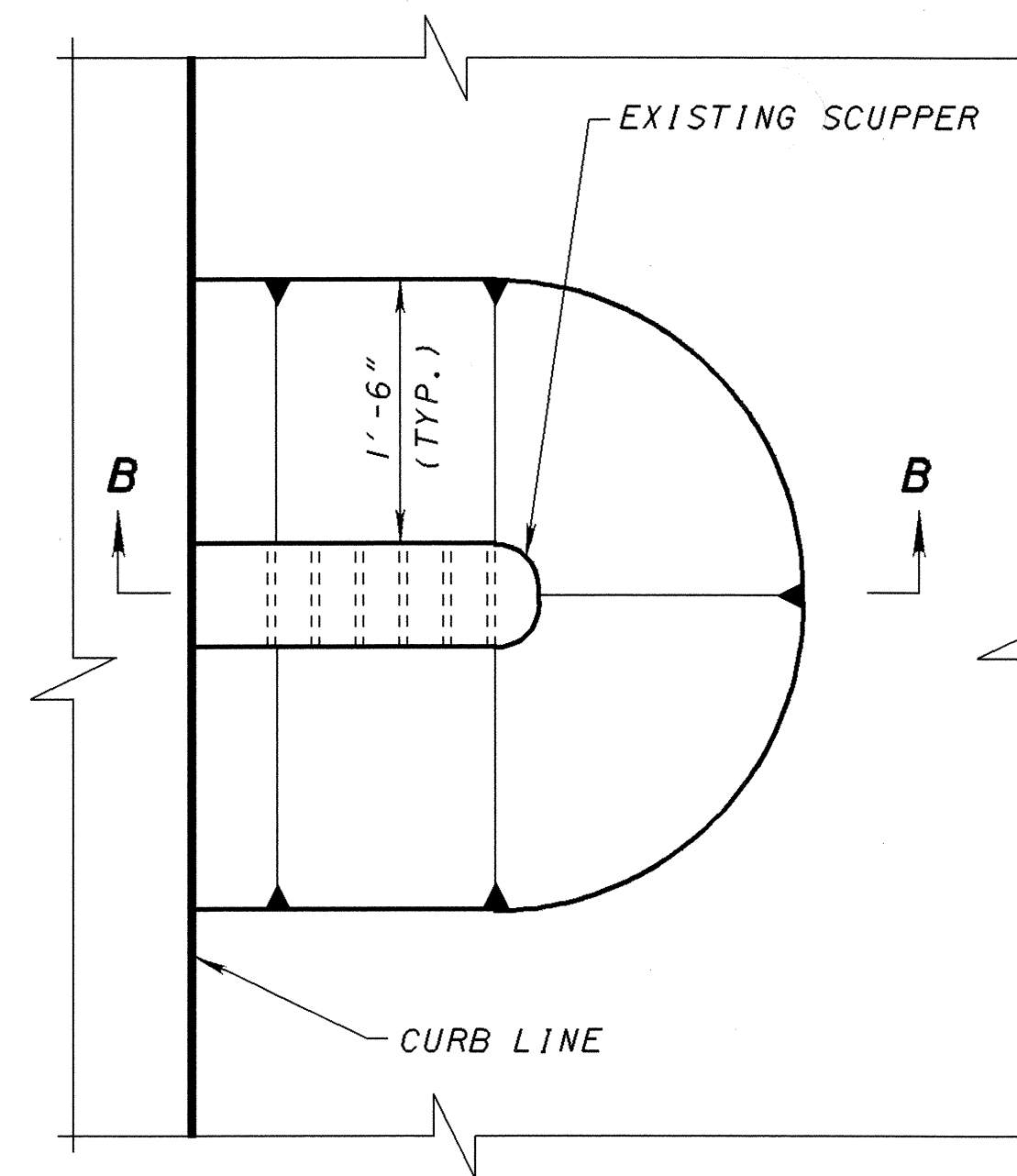
EXPANSION JOINT SECTION

NEOPRENE STRIP SEAL GLAND NOT SHOWN. STRIP SEALS AND RETAINERS SHALL END AT THE CURB PLATES. POURED POLYURETHANE JOINT SEAL SHALL BE APPLIED ON TOP OF THE STRIP SEAL BETWEEN THE RETAINERS AT BOTH ENDS OF THE EXPANSION JOINT FROM THE CURB PLATES TO A DISTANCE OF ONE (1) FOOT FROM THE CURB PLATES.

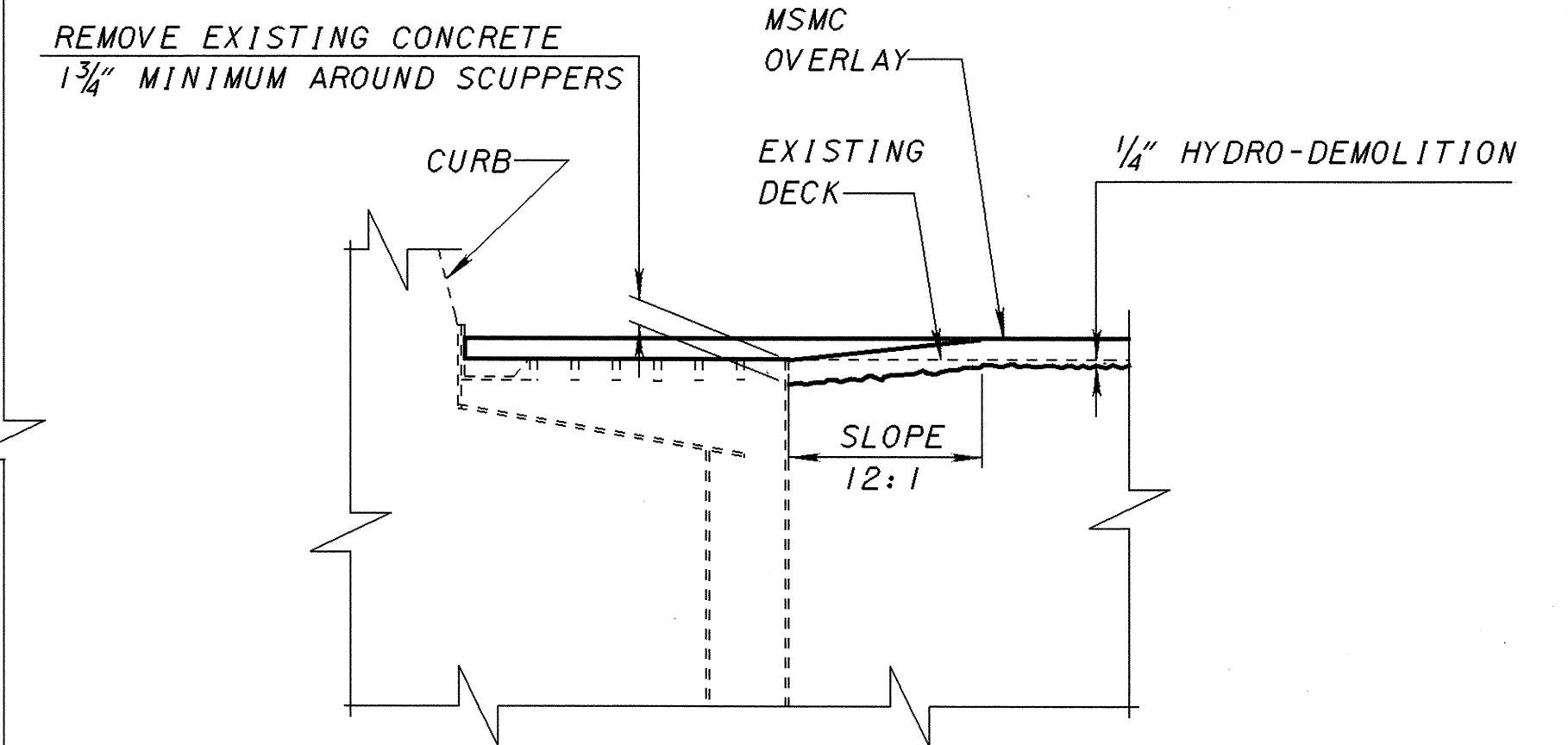
**EXPANSION JOINT OPENINGS
DIMENSIONS AT 60°F**

LOCATION	EXISTING OPENING BETWEEN SLIDING PLATES *	PROPOSED OPENING BETWEEN LOW PROFILE RETAINERS	NEOPRENE GLAND SIZE
FORWARD ABUT.	0" ±	2 1/2"	5" STRIP SEAL GLAND
REAR ABUT.	1 1/2" ±	2 1/2"	5" STRIP SEAL GLAND

* CONTRACTOR TO VERIFY PRIOR TO CONSTRUCTION AND ADJUST PROPOSED OPENING ACCORDINGLY AS DIRECTED BY THE ENGINEER.

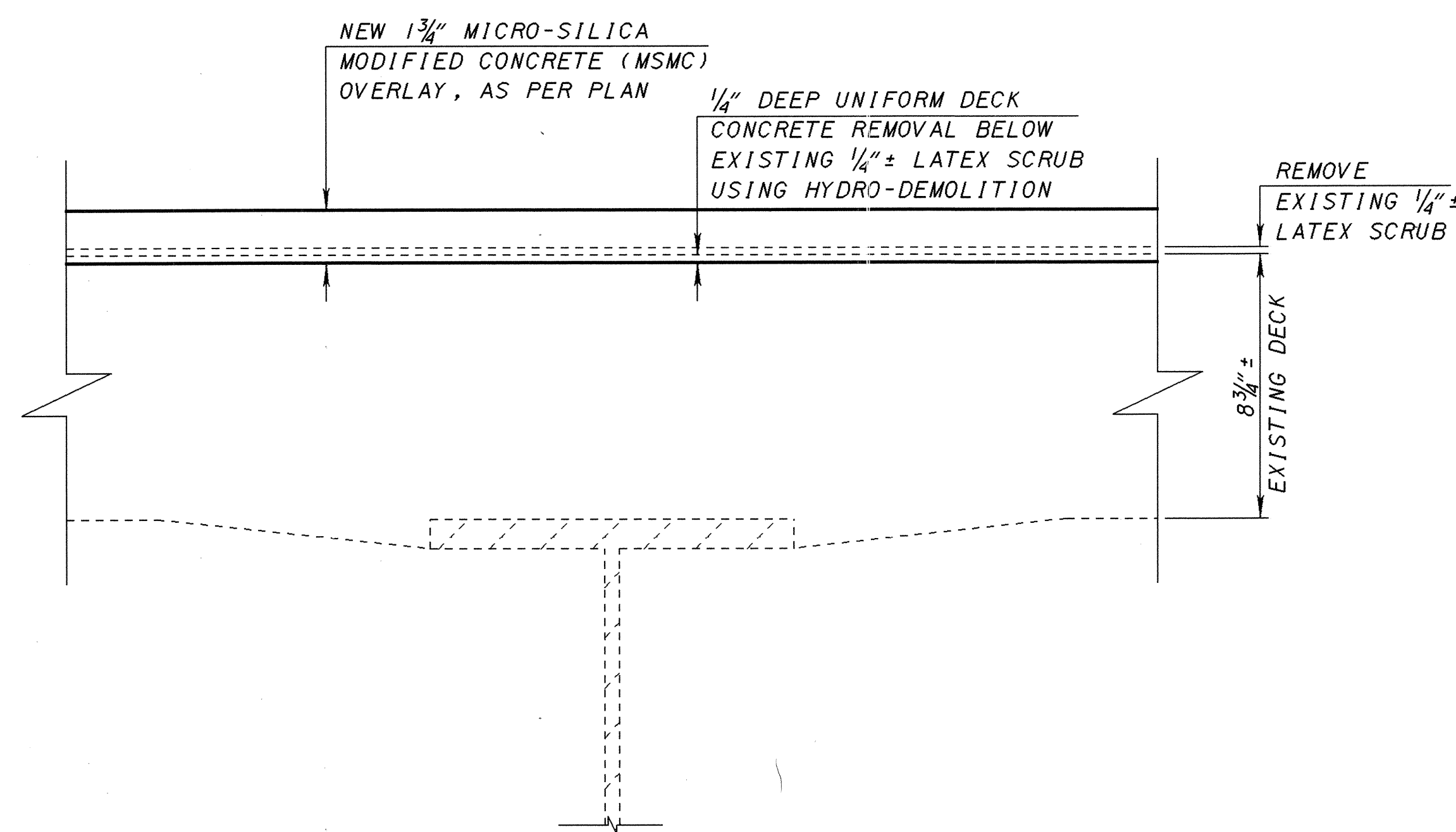


PLAN VIEW



SECTION B-B

TYPICAL OVERLAY DETAILS AT SCUPPERS



DETAIL A

NOTES:

1. PAYMENT FOR THE EXPANSION JOINT RETROFIT SHALL BE PAID FOR UNDER ITEM 516 - VERTICAL EXTENSION OF STRUCTURAL EXPANSION JOINT, AS PER PLAN.

2. ABBREVIATIONS

TYP. - TYPICAL
ABUT. - ABUTMENT
FWD. - FORWARD

I:\PROJECTS\PIA\B391\dgn\0561sd01.dgn 14-AUG-2001 11:19PM fkonopka

DESIGN AGENCY
DISTRICT TWELVE
PRODUCTION DEPARTMENT

REVIEWED DATE
M/J/M 02-23-01
DRAWN M/J/L
CHECKED M/J/L
DESIGNED M/J/L
STRUCTURE FILE NUMBER
4302737L/4302761R

SUPERSTRUCTURE DETAILS
BRIDGE NO. LAK-44-0561 L/R
S.R. 44 OVER CSXT

LAK-2-13.05/
LAK-44-4.14

4 / 4

89
93