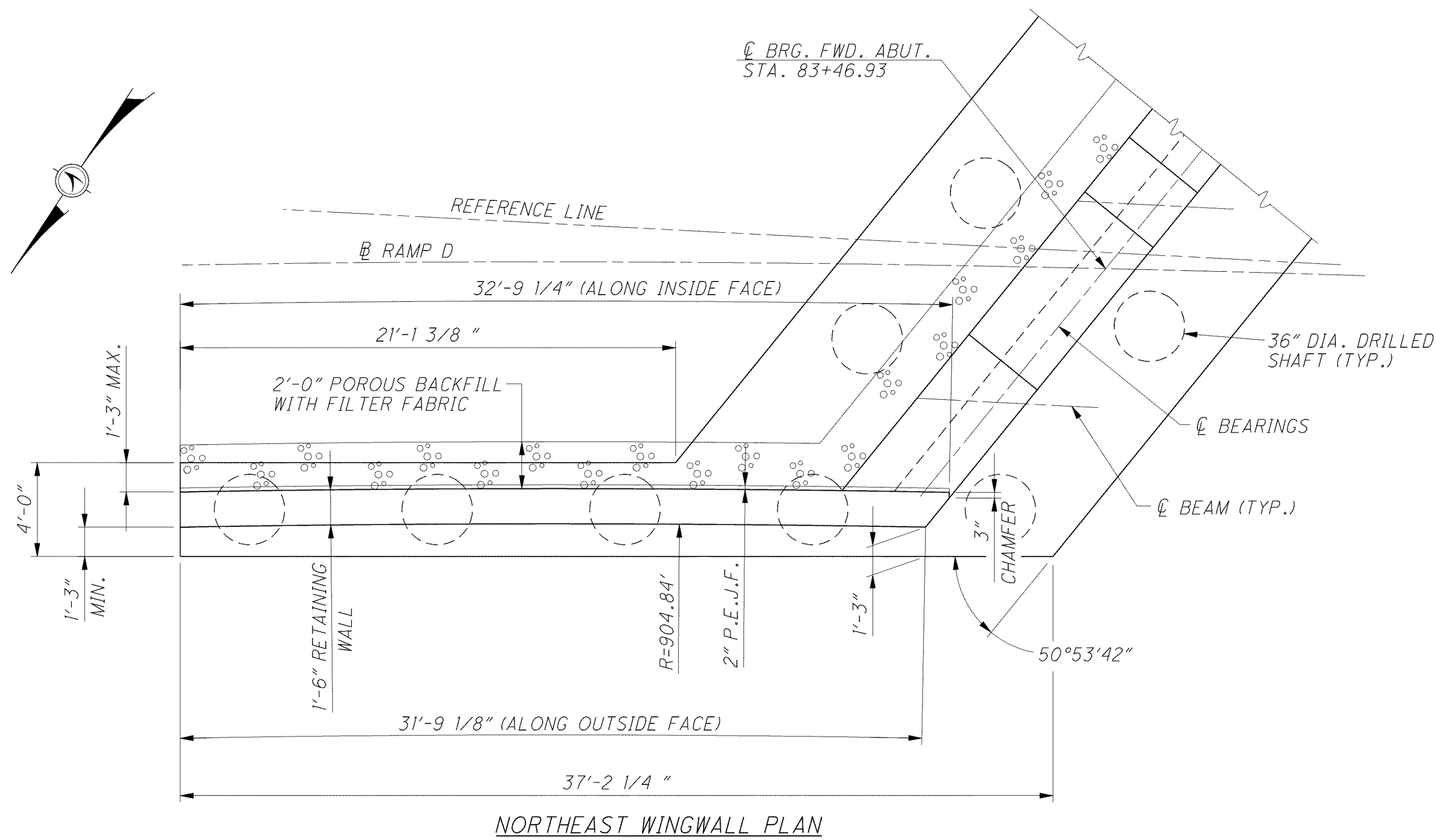
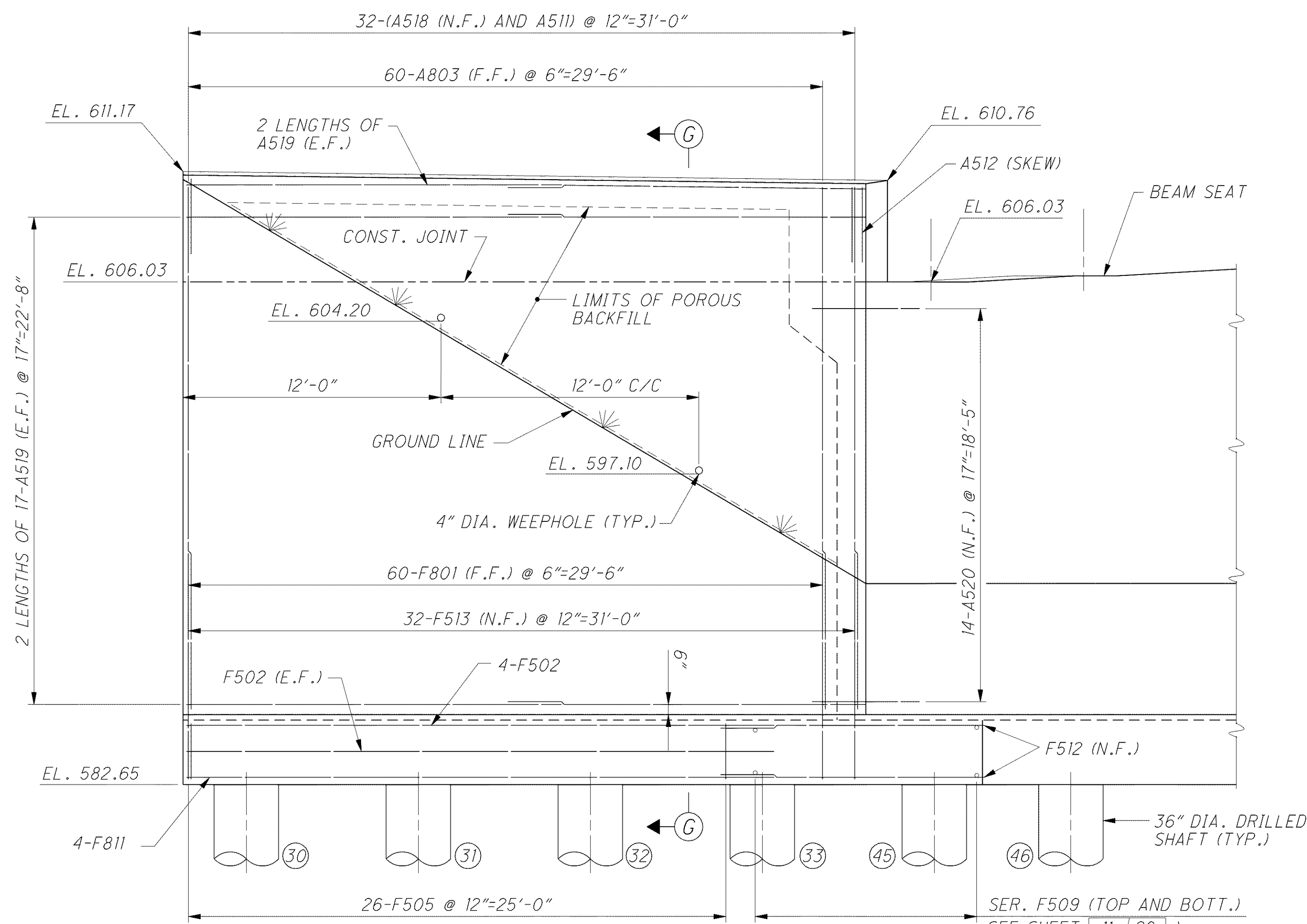


o:\project\c000048a001\drawing\lak\13486\bridge\lak002_0530p\sheets\002_0530PAF003.dgn 6/23/2008 6:19:25 PM troxberry

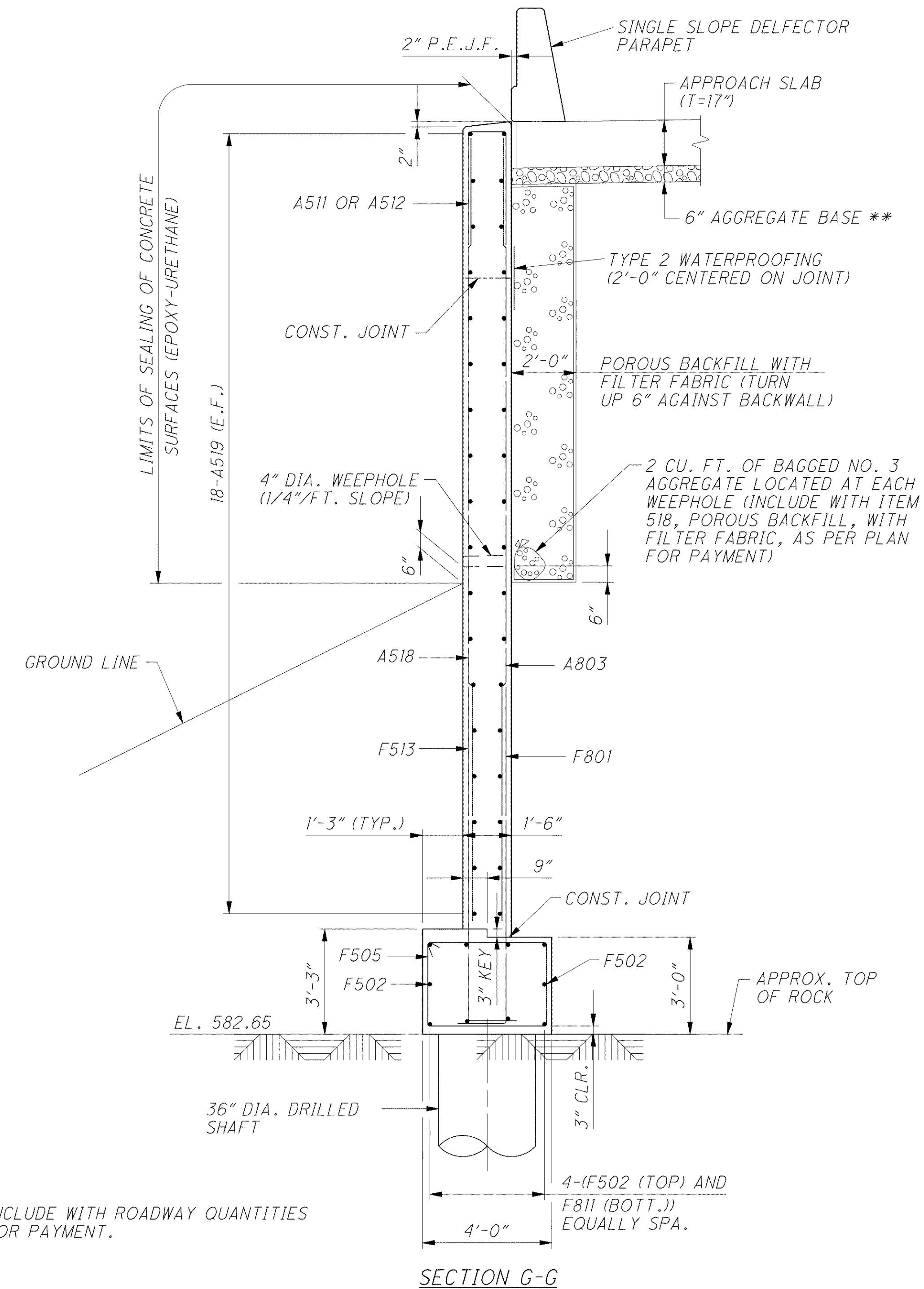


NORTHEAST WINGWALL PLAN



NORTHEAST WINGWALL ELEVATION

- NOTES**
1. MINIMUM BAR LAPS ARE AS FOLLOWS:
#5 BARS = 41" #8 BARS = 87"
 2. POROUS BACKFILL WITH FILTER FABRIC, TWO (2) FEET THICK (MIN.) SHALL EXTEND UP TO THE PLANE OF THE SUBGRADE, TO ONE (1) FOOT BELOW THE EMBANKMENT SURFACE OR TO THE BOTTOM OF THE APPROACH SLAB, AND Laterally TO THE ENDS OF THE WINGWALLS. FILTER FABRIC SHALL CONFORM WITH 712.09, TYPE A. FILTER FABRIC IS INCLUDED WITH POROUS BACKFILL FOR PAYMENT.
 3. PROVIDE A 1" CHAMFER ON THE EDGE OF ALL EXPOSED CONCRETE.
 4. FOR LEGEND OF ABBREVIATIONS SEE SHEET 3 | 28 .
 5. FOR FORWARD ABUTMENT PLAN AND ELEVATION SEE SHEET 10 | 28 .
 6. WINGWALL AND ABUTMENT CONCRETE ABOVE THE BEAM SEAT SHALL NOT BE PLACED UNTIL AFTER THE DECK SLAB AND ABUTMENT DIAPHRAGM HAVE BEEN PLACED AND PROPERLY CURED.



SECTION G-G

** INCLUDE WITH ROADWAY QUANTITIES FOR PAYMENT.

DESIGN AGENCY ARCADIS ARCADIS U.S., INC. 100 Superior Avenue, Suite 1250 Cleveland, Ohio 44114 Tel: 216-781-6177 Fax: 216-781-6243 www.arcadis-us.com	DATE	12/07
	REVIEWED	RBB
DRAWN	CAF	REVISED
DESIGNED	F JG	CHECKED
STRUCTURE FILE NUMBER		4300750
FORWARD ABUTMENT DETAILS		
BRIDGE NO. LAK-2-0530 EN		
RAMP D OVER CHAGRIN RIVER		
LAK-2-3.32		
PID 13486		
12	/ 28	
1530	1679	