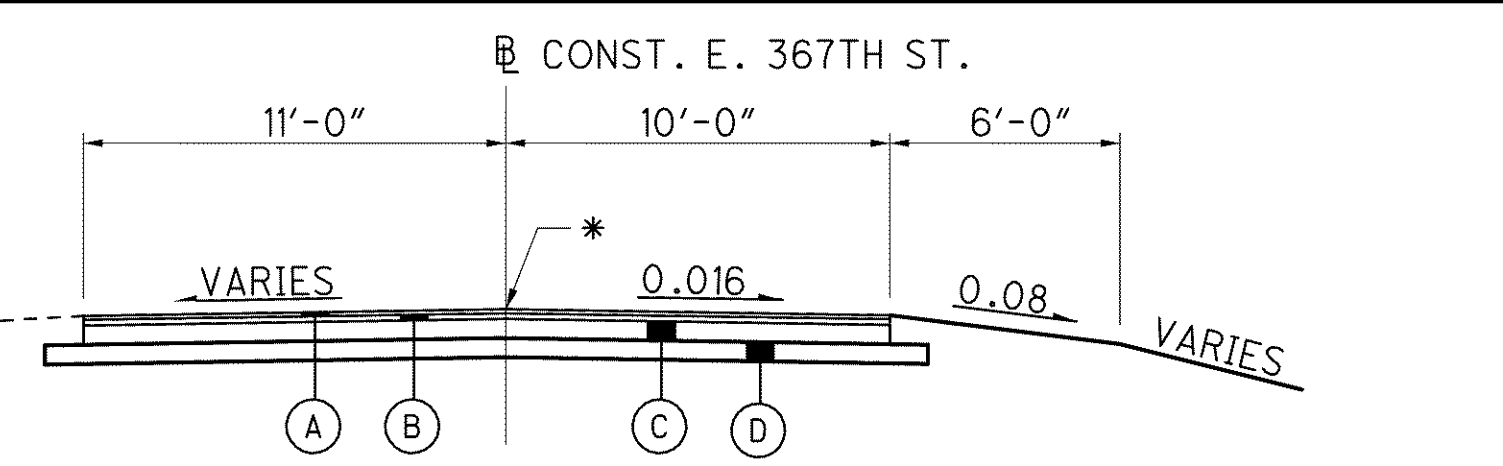
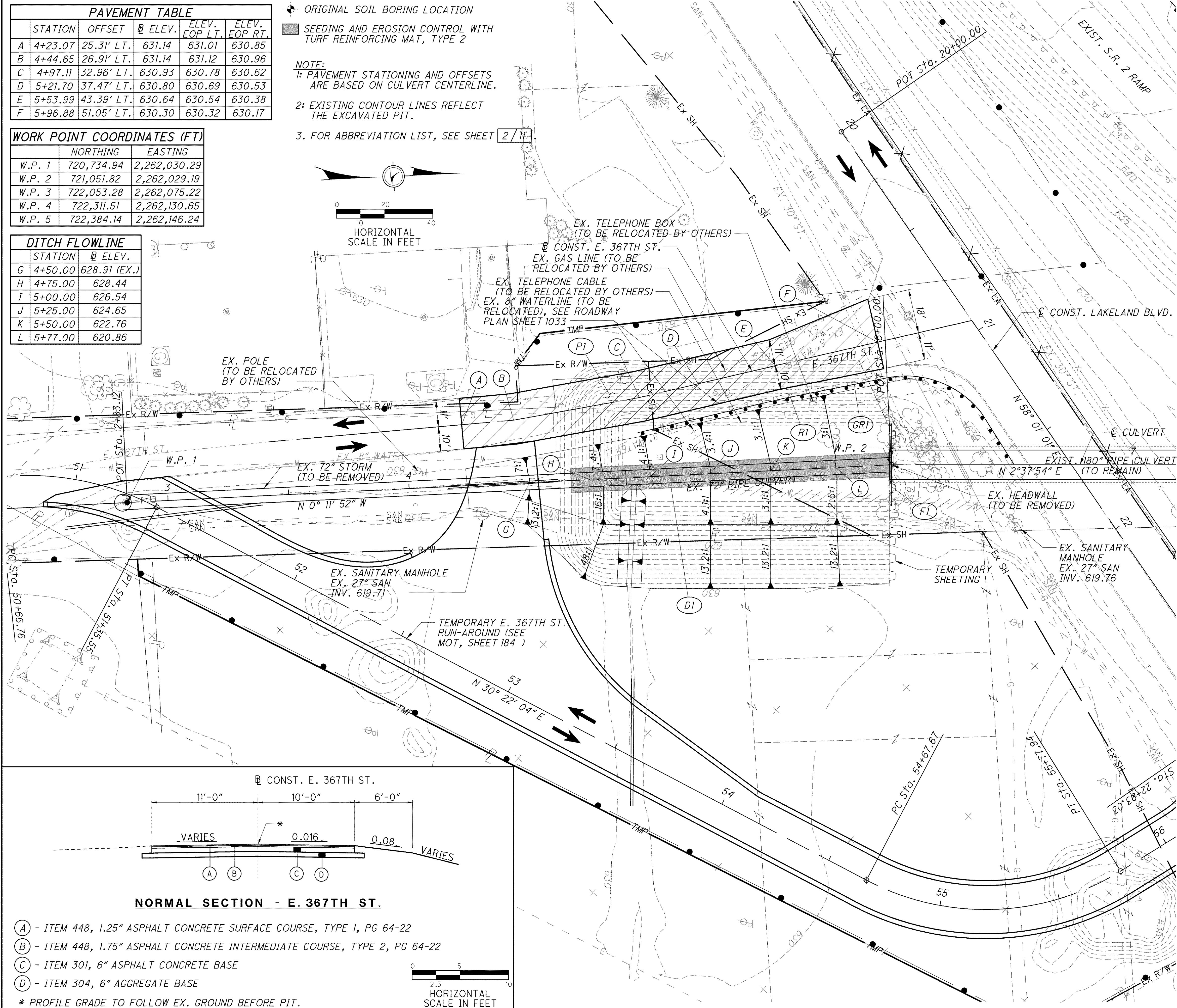
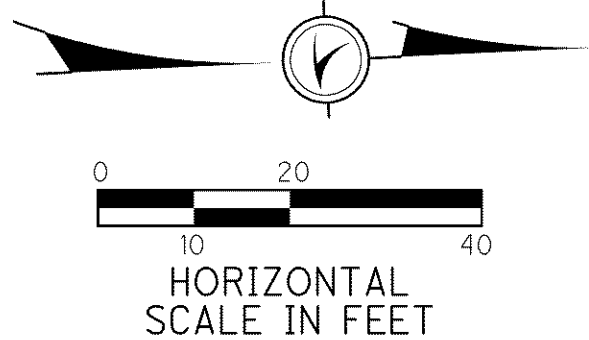


PAVEMENT TABLE					
	STATION	OFFSET	@ ELEV.	ELEV. EOP LT.	ELEV. EOP RT.
A	4+23.07	25.31' LT.	631.14	631.01	630.85
B	4+44.65	26.91' LT.	631.14	631.12	630.96
C	4+97.11	32.96' LT.	630.93	630.78	630.62
D	5+21.70	37.47' LT.	630.80	630.69	630.53
E	5+53.99	43.39' LT.	630.64	630.54	630.38
F	5+96.88	51.05' LT.	630.30	630.32	630.17

WORK POINT COORDINATES (FT)		
	NORTHING	EASTING
W.P. 1	720,734.94	2,262,030.29
W.P. 2	721,051.82	2,262,029.19
W.P. 3	722,053.28	2,262,075.22
W.P. 4	722,311.51	2,262,130.65
W.P. 5	722,384.14	2,262,146.24

DITCH FLOWLINE	
STATION	@ ELEV.
G	4+50.00 628.91 (EX.)
H	4+75.00 628.44
I	5+00.00 626.54
J	5+25.00 624.65
K	5+50.00 622.76
L	5+77.00 620.86

- ORIGINAL SOIL BORING LOCATION
 - SEEDING AND EROSION CONTROL WITH TURF REINFORCING MAT, TYPE 2
- NOTE:
- PAVEMENT STATIONING AND OFFSETS ARE BASED ON CULVERT CENTERLINE.
 - EXISTING CONTOUR LINES REFLECT THE EXCAVATED PIT.
 - FOR ABBREVIATION LIST, SEE SHEET 2/11.



- A - ITEM 448, 1.25" ASPHALT CONCRETE SURFACE COURSE, TYPE 1, PG 64-22
 - B - ITEM 448, 1.75" ASPHALT CONCRETE INTERMEDIATE COURSE, TYPE 2, PG 64-22
 - C - ITEM 301, 6" ASPHALT CONCRETE BASE
 - D - ITEM 304, 6" AGGREGATE BASE
- * PROFILE GRADE TO FOLLOW EX. GROUND BEFORE PIT.



REF NO.	STATION (FROM CULVERT @)	SIDE	QUANTITIES	
			FROM	TO
RI	5+29.85	LT	5+97.91	
FI	6+00.00	LT/RT		
DI	4+67.20	℄	5+99.07	
GRI	4+95.85	LT	6+50.75	
PI	4+23.07	LT	5+96.88	
TOTALS CARRIED TO ESTIMATED QUANTITIES				
836	SEEDING AND EROSION CONTROL WITH TURF REINFORCING MAT, TYPE 2	SQ YD		147
607	GATE, TYPE CL, AS PER PLAN	EA	1	1
607	FENCE TYPE CL, AS PER PLAN	FT	20	20
606	ANCH ASS'Y TYPE T	EA		1
606	ANCH ASS'Y TYPE E-98	EA		1
606	GUARDRAIL TYPE 5	FT		112.5
448	1.75" ASPHALT CONCRETE INTERMEDIATE COURSE, TYPE 2, PG 64-22	CU YD		21
448	1.25" ASPHALT CONCRETE SURFACE COURSE, TYPE 1, PG 64-22	CU YD		15
304	6" AGGREGATE BASE	CU YD		82
301	6" ASPHALT CONCRETE BASE	CU YD		75
203	EMBANKMENT	CU YD		4553
203	EXCAVATION	CU YD		83
202	GATE REMOVED	EA	1	1
202	FENCE REMOVED	FT	10	10
202	GUARDRAIL REMOVED	FT	150	150