

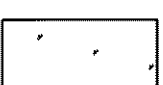


LEGEND

-  ITEM 601
ROCK CHANNEL
PROTECTION
TYPE C W/
FILTER
-  ITEM 601
ROCK CHANNEL
PROTECTION
TYPE D W/
FILTER
-  EX. WETLANDS

- NOTES:**
- 1.) SEE SHEETS 926 TO 938 FOR UNDERDRAIN DETAILS AND QUANTITIES
 - 2.) SEE SHEETS 903 TO 916 FOR DRAINAGE DETAILS
 - 3.) SEE SHEETS 840 TO 847 FOR DRAINAGE SUB-SUMMARY
 - 4.) SEE SHEETS 947 TO 949 FOR WATER QUALITY BMP DETAILS AND QUANTITIES

PROP. HW-2.2
STA. 375+00, 118' RT.
INV. = 586.30

PROP. CB 2-5
STA. 378+00, 122' RT.
WINDOW ELEV. = 591.50
48" INV. E. & W. = 585.48

PROP. CB 2-5
STA. 376+00, 122' RT.
WINDOW ELEV. = 590.63
48" INV. E. & W. = 586.03