
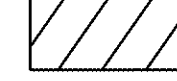



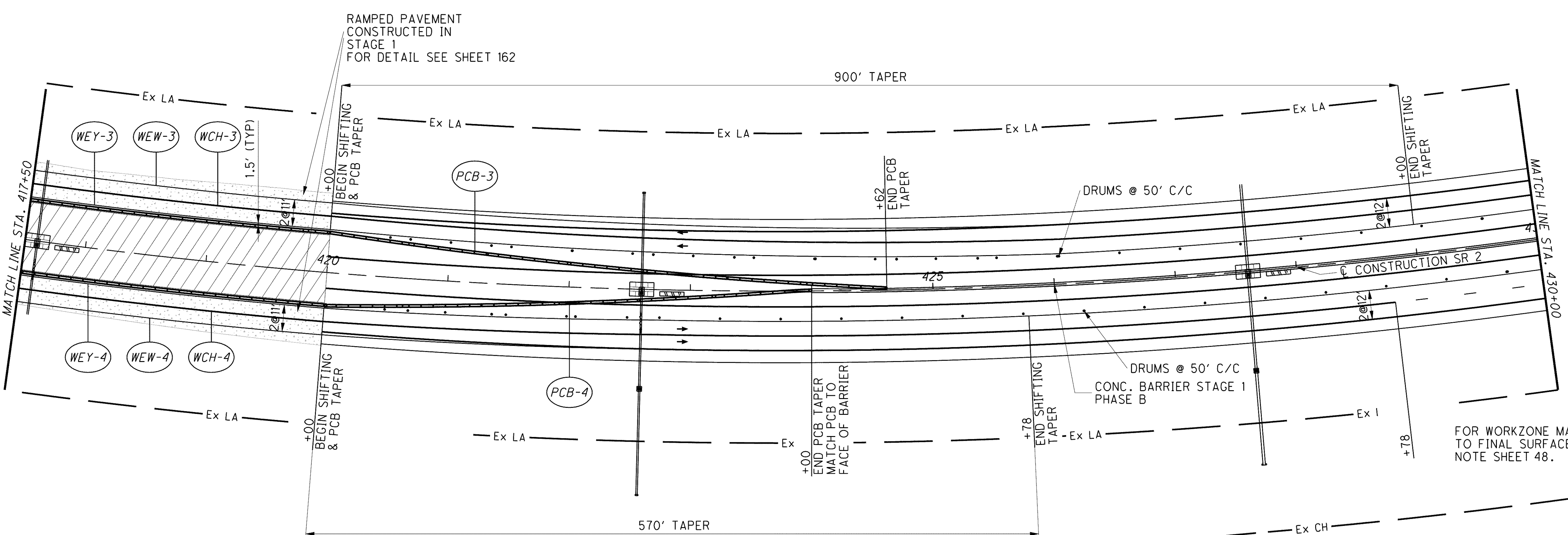
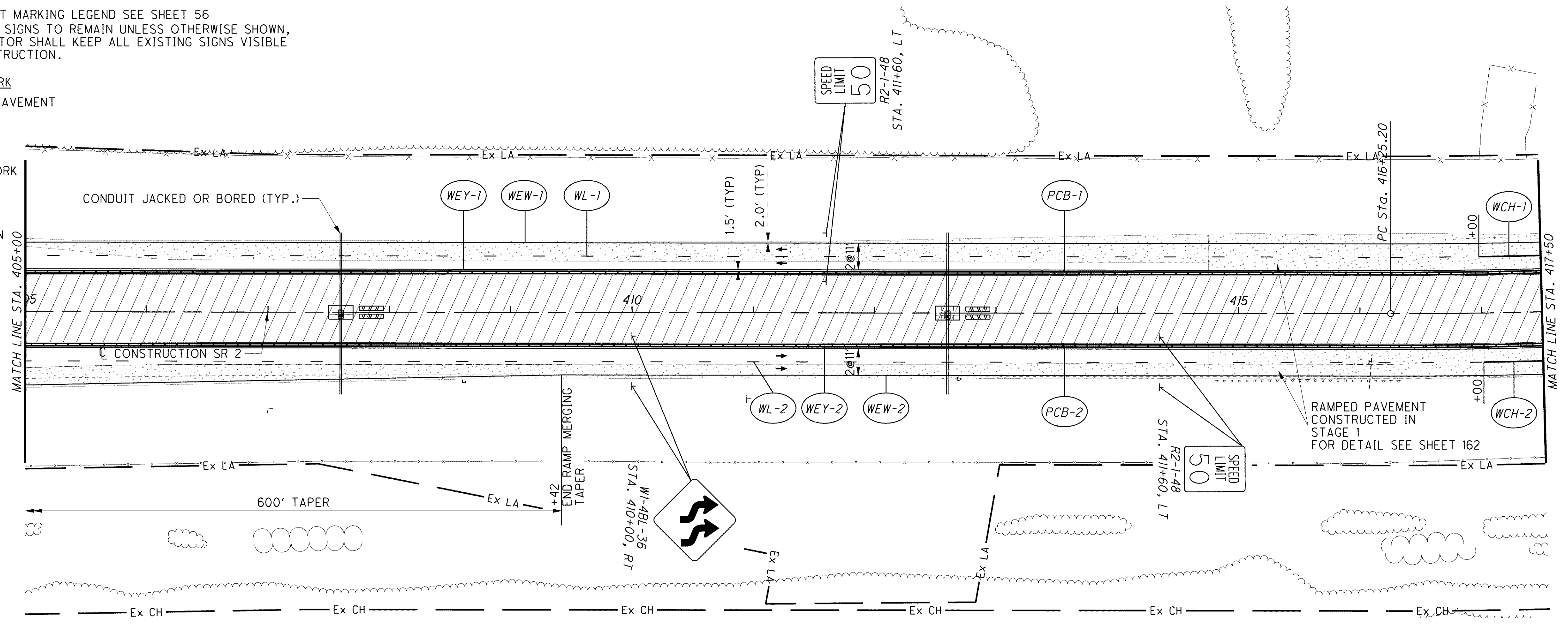


NOTE: 1. FOR PAVEMENT MARKING LEGEND SEE SHEET 56
 2. ALL EXISTING SIGNS TO REMAIN UNLESS OTHERWISE SHOWN,
 THE CONTRACTOR SHALL KEEP ALL EXISTING SIGNS VISIBLE
 DURING CONSTRUCTION.

LEGEND OF WORK

-  TEMPORARY PAVEMENT
-  WORK AREA
-  SHOULDER WORK AREA
-  IMPACT ATTENUATOR
-  EXFILTRATION TRENCH



FOR WORKZONE MARKINGS PRIOR TO FINAL SURFACE COURSE SEE NOTE SHEET 48.

CALCULATED JMM
 CHECKED DRJ

0 25 50 100
 HORIZONTAL SCALE IN FEET

**MAINTENANCE OF TRAFFIC - S.R. 2 STAGE 2
 PHASE B - STA. 405+00 TO STA. 430+00**

LAK-2-3.32

o:\project\lak\13486\mot\sheet\13486MPS2-B4.dgn 6/23/2008 11:02:30 AM jmoderia