
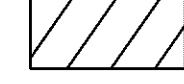


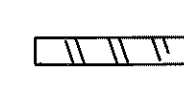
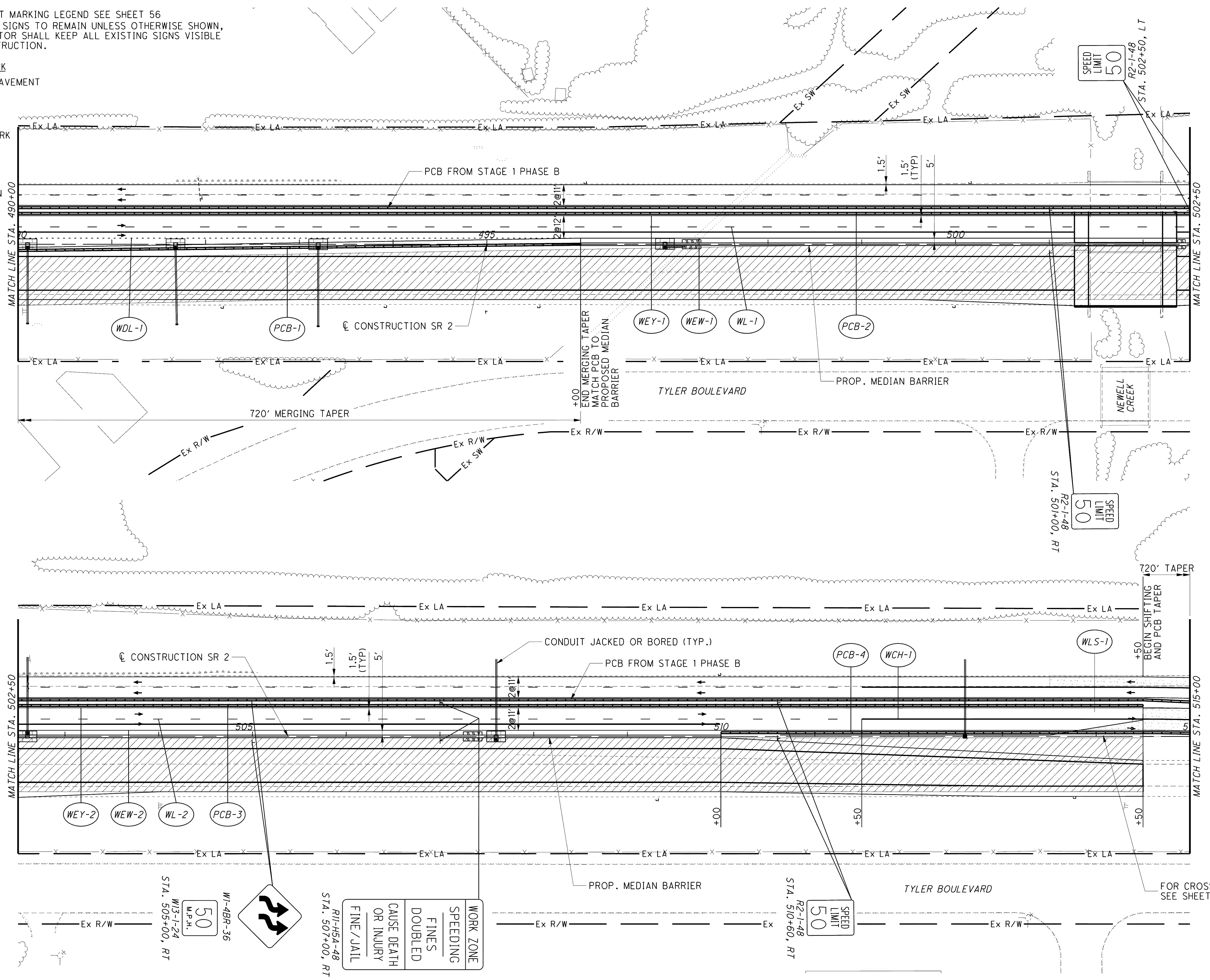


NOTE: 1. FOR PAVEMENT MARKING LEGEND SEE SHEET 56
 2. ALL EXISTING SIGNS TO REMAIN UNLESS OTHERWISE SHOWN, THE CONTRACTOR SHALL KEEP ALL EXISTING SIGNS VISIBLE DURING CONSTRUCTION.

LEGEND OF WORK

-  TEMPORARY PAVEMENT
-  WORK AREA
-  SHOULDER WORK AREA
-  IMPACT ATTENUATOR
-  EXFILTRATION TRENCH



CALCULATED JMM
 CHECKED DRJ

0 25 50 100
 HORIZONTAL SCALE IN FEET

**MAINTENANCE OF TRAFFIC - S.R. 2 STAGE 1
 PHASE C - STA. 490+00 TO STA. 515+00**

LAK-2-3.32

o:\project\lak\13486\mot\sheets\13486MPS1-C5.dgn 6/23/2008 10:57:23 AM jmadaria