


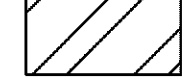

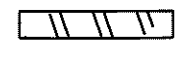
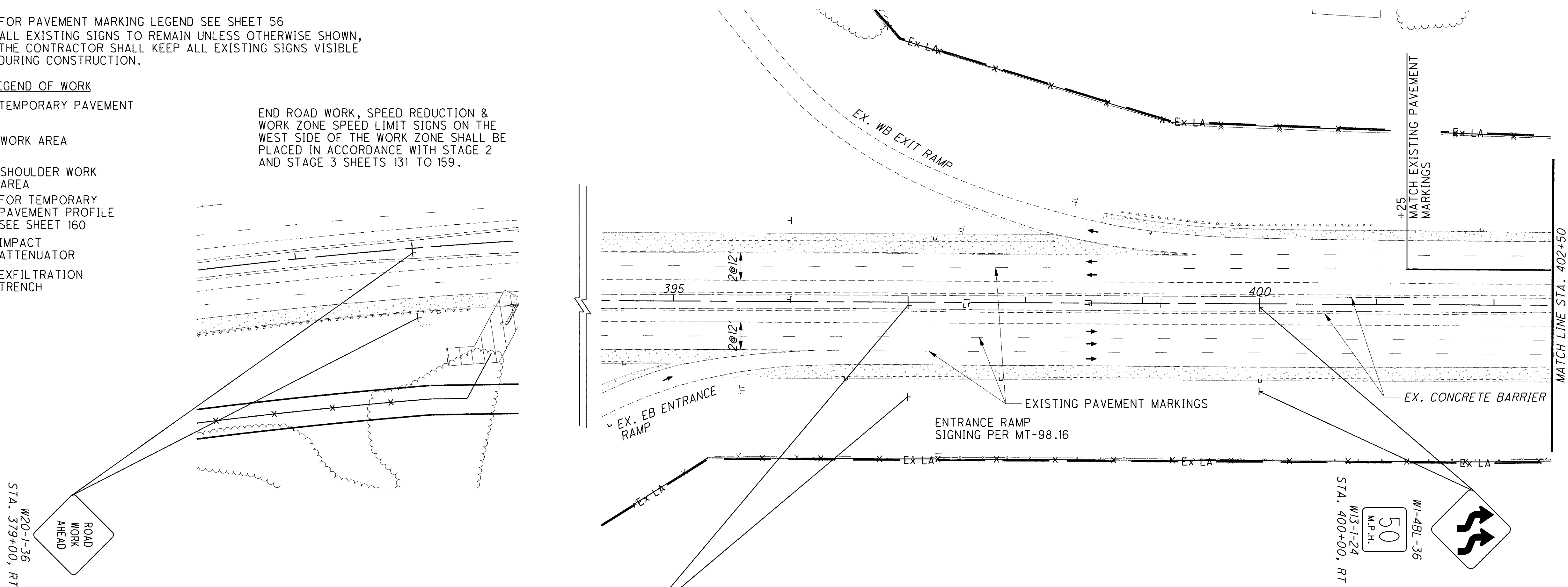


NOTE: 1. FOR PAVEMENT MARKING LEGEND SEE SHEET 56
 2. ALL EXISTING SIGNS TO REMAIN UNLESS OTHERWISE SHOWN, THE CONTRACTOR SHALL KEEP ALL EXISTING SIGNS VISIBLE DURING CONSTRUCTION.

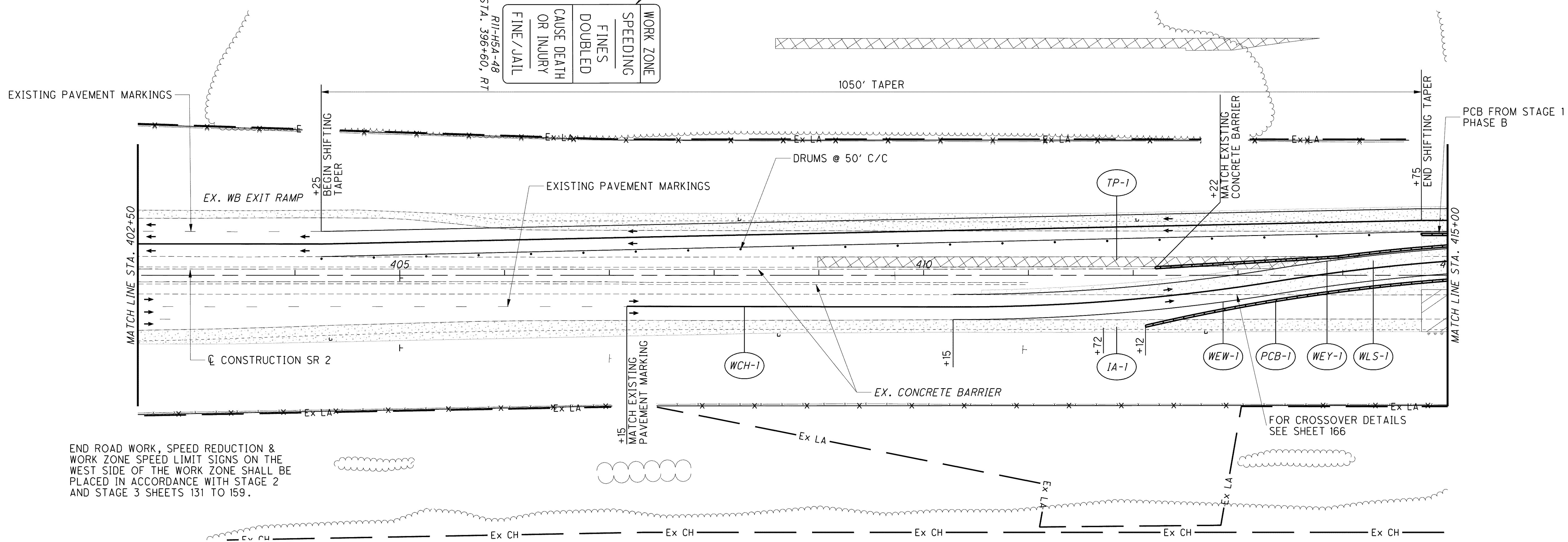
LEGEND OF WORK

-  TEMPORARY PAVEMENT
-  WORK AREA
-  SHOULDER WORK AREA
-  FOR TEMPORARY PAVEMENT PROFILE SEE SHEET 160
-  IMPACT ATTENUATOR
-  EXFILTRATION TRENCH

END ROAD WORK, SPEED REDUCTION & WORK ZONE SPEED LIMIT SIGNS ON THE WEST SIDE OF THE WORK ZONE SHALL BE PLACED IN ACCORDANCE WITH STAGE 2 AND STAGE 3 SHEETS 131 TO 159.



WORK ZONE
 SPEEDING
 FINES DOUBLED
 CAUSE DEATH OR INJURY
 FINE / JAIL



END ROAD WORK, SPEED REDUCTION & WORK ZONE SPEED LIMIT SIGNS ON THE WEST SIDE OF THE WORK ZONE SHALL BE PLACED IN ACCORDANCE WITH STAGE 2 AND STAGE 3 SHEETS 131 TO 159.

CALCULATED JMM
 CHECKED DRJ

0 50 100
 HORIZONTAL SCALE IN FEET

MAINTENANCE OF TRAFFIC - S.R. 2 STAGE 1
 PHASE C - STA. 380+40 TO STA. 415+00

LAK-2-3.32

o:\project\lak\13486\mot\sheets\13486MPS1-C1.dgn 6/23/2008 10:54:26 AM jmadaria