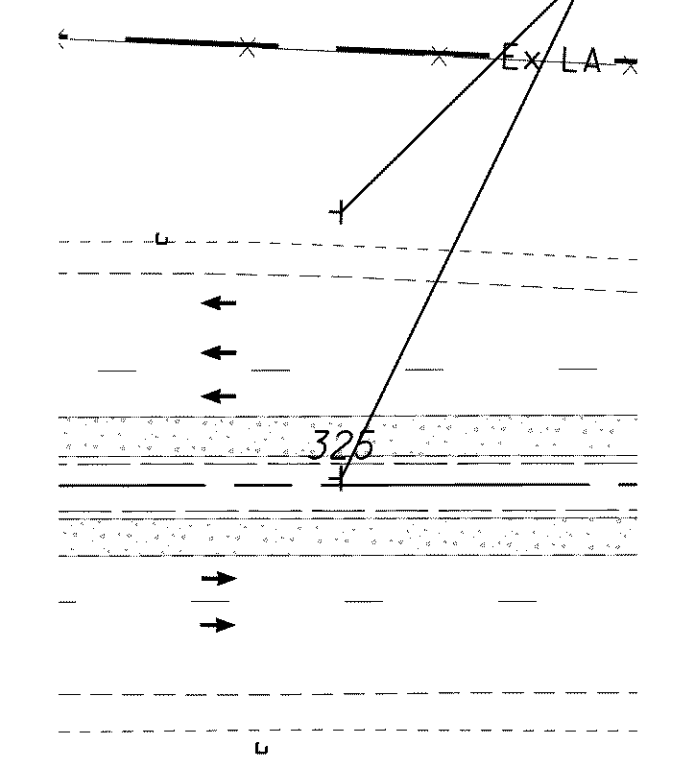


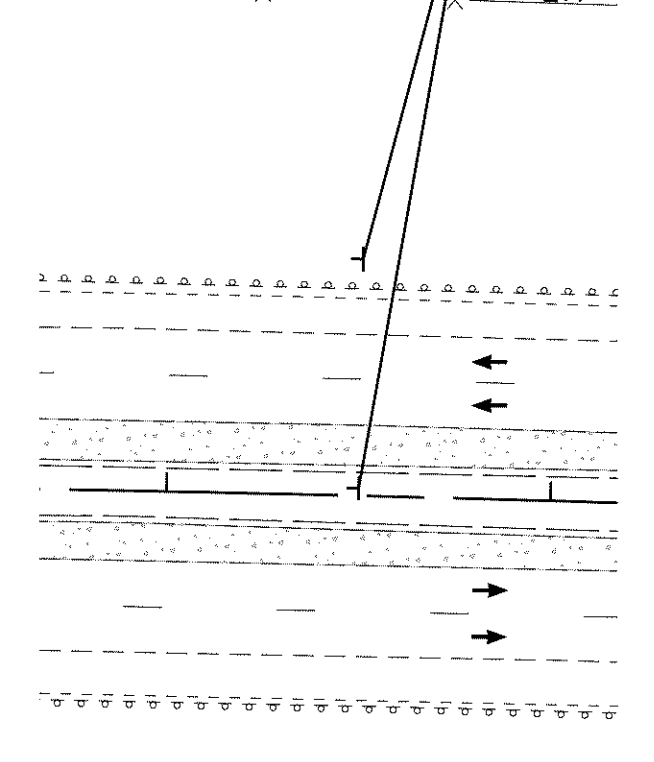
WORK ZONE  
SPEEDING  
FINES  
DOUBLED  
CAUSE DEATH  
OR INJURY  
FINE/JAIL

R11-H54-48  
STA. 325+00, LT



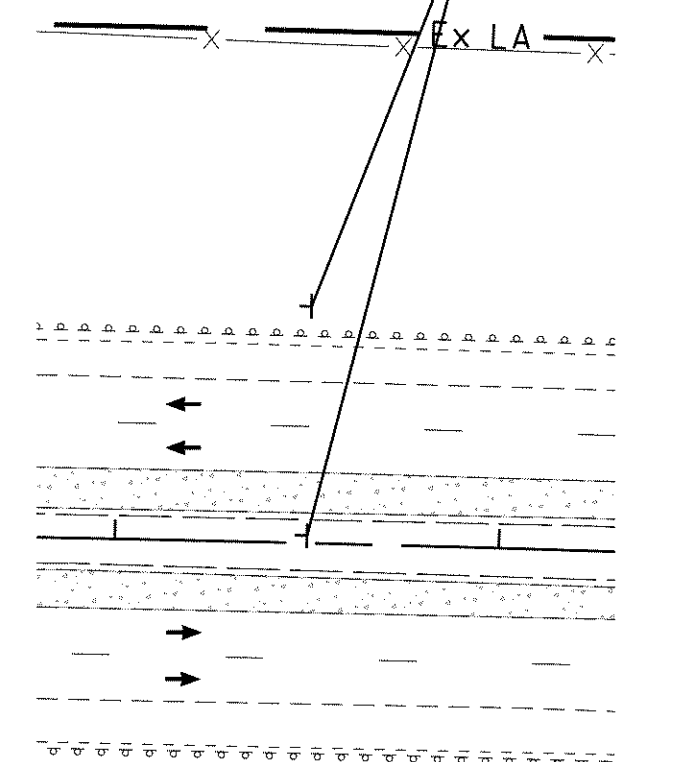
REDUCED  
SPEED  
AHEAD

R2-54-48  
STA. 338+50, LT



ROAD  
WORK  
AHEAD

W20-1-48  
STA. 342+50, LT



NOTE: 1. FOR PAVEMENT MARKING LEGEND SEE SHEET 56  
2. ALL EXISTING SIGNS TO REMAIN UNLESS OTHERWISE SHOWN, THE CONTRACTOR SHALL KEEP ALL EXISTING SIGNS VISIBLE DURING CONSTRUCTION.

- LEGEND OF WORK**
- TEMPORARY PAVEMENT
  - WORK AREA
  - SHOULDER WORK AREA
  - IMPACT ATTENUATOR
  - EXFILTRATION TRENCH