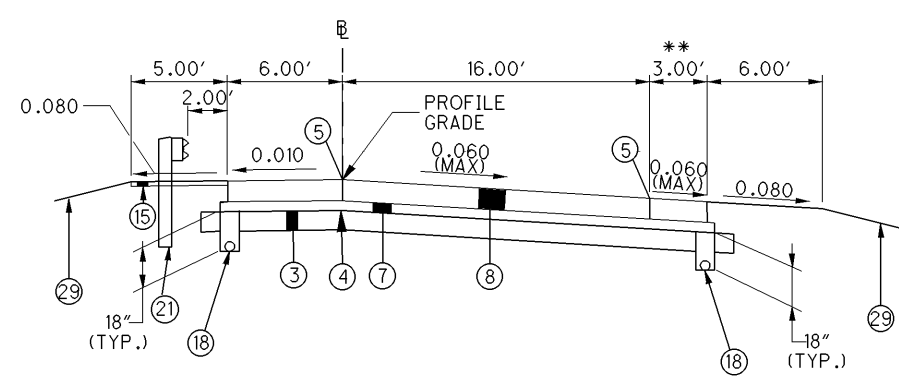


**NORMAL TYPICAL - LOST NATION RAMPS**

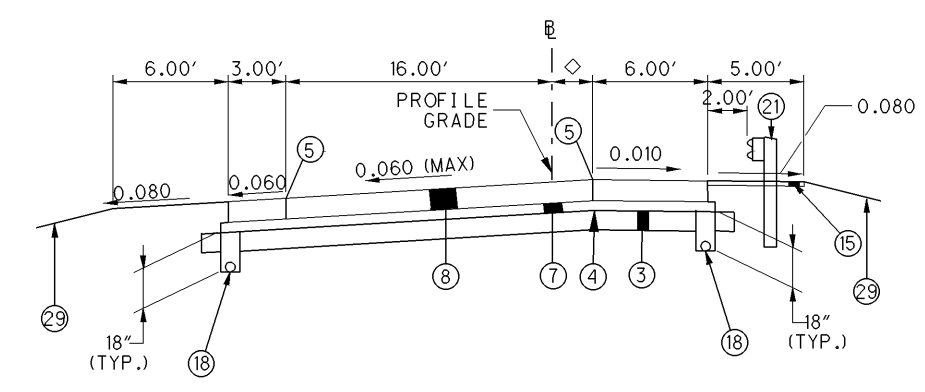
LOST NATION RAMP A  
\* STA. 87+03.62 TO STA. 89+45.00 = 241.38 FT  
LOST NATION RAMP D  
STA. 80+00.00 TO STA. 80+76.71 = 76.71 FT  
STA. 80+76.71 TO STA. 82+76.14 (BRIDGE)  
STA. 89+22.21 TO STA. 90+72.98 = 150.77 FT

◊ RAMP A LANE WIDTH = 24.00'



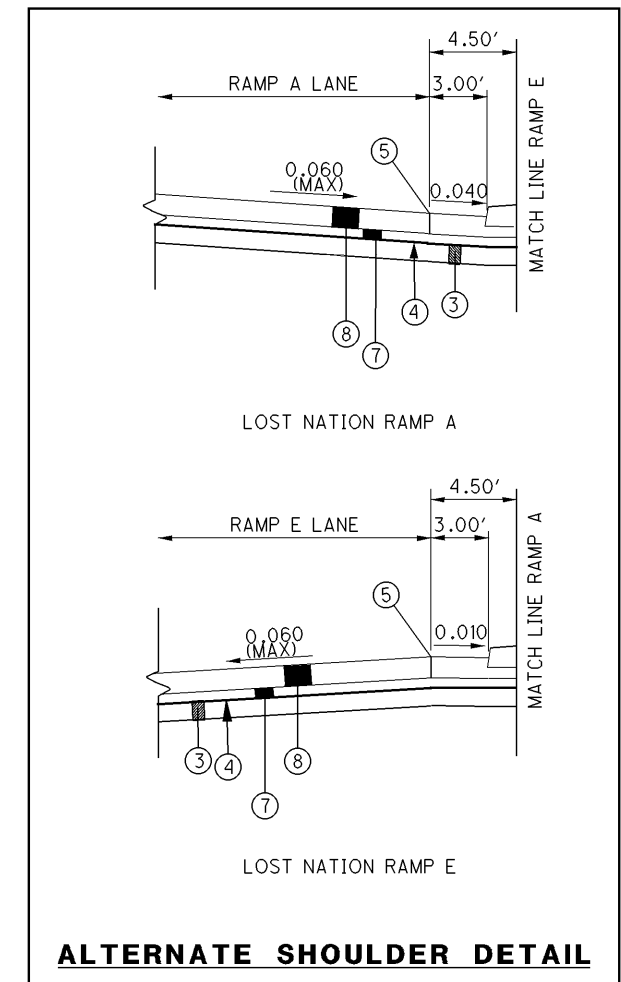
**SUPERELEVATED TYPICAL - LOST NATION RAMPS**

LOST NATION RAMP A  
STA. 89+45.00 TO STA. 93+59.50 = 414.50 FT  
\* STA. 93+59.50 TO STA. 99+08.22 = 548.72 FT  
LOST NATION RAMP D  
\* STA. 82+76.14 TO STA. 83+79.77 (BRIDGE)  
\* STA. 83+79.77 TO STA. 87+03.62 = 323.85 FT  
LOST NATION RAMP E  
\* STA. 91+22.21 TO STA. 100+69.04 = 946.83 FT  
  
RAMP A LANE WIDTH = 24.00', STA. 89+45.00 TO STA. 91+00.00



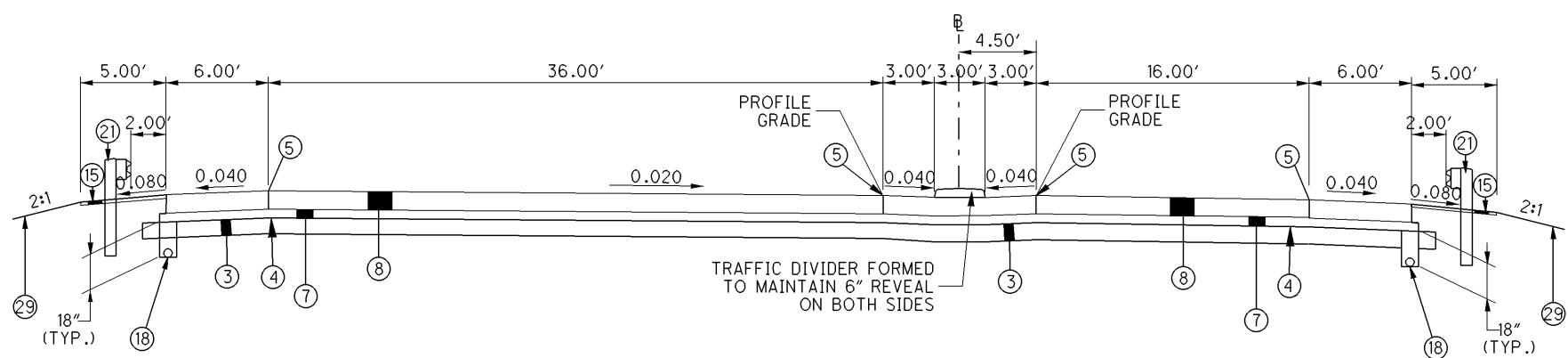
**SUPERELEVATED TYPICAL - LOST NATION RAMPS**

LOST NATION RAMP B  
STA. 90+80.09 TO STA. 95+65.31 = 485.22 FT  
LOST NATION RAMP F  
STA. 89+37.76 TO STA. 93+18.75 = 380.99 FT  
  
◊ VARIES (RAMP F) FROM 0' TO 8', STATION 90+07.23 TO 92+07.23



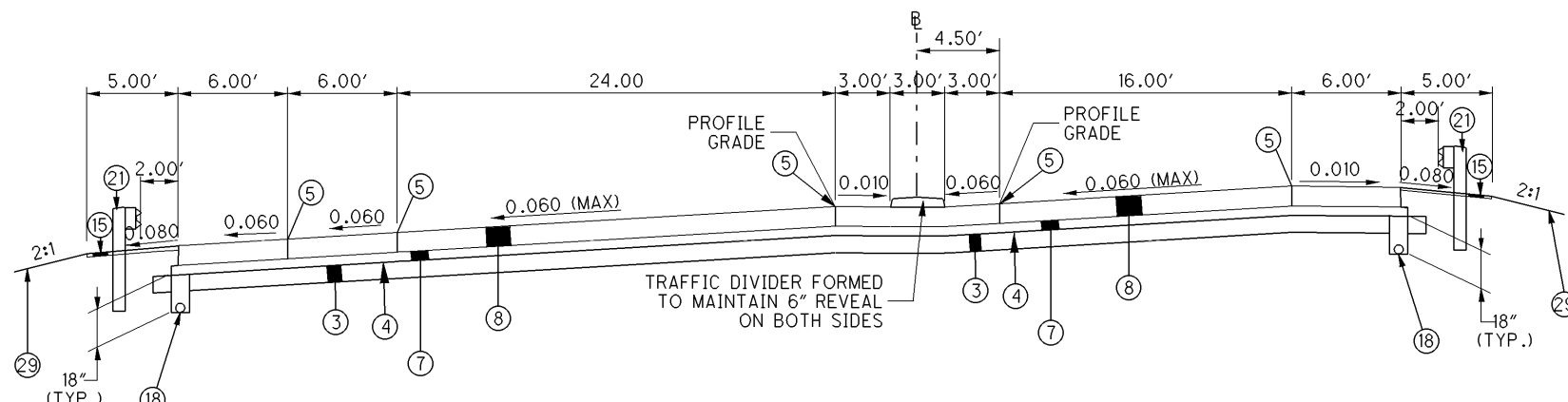
**ALTERNATE SHOULDER DETAIL**

NOTE: FOR PROPOSED ITEM LEGEND, SEE SHEET 29A  
FOR GUARDRAIL LOCATIONS, SEE PLAN & PROFILE SHEETS  
\*\* SEE ALTERNATE SHOULDER DETAIL, THIS SHEET  
RAMP A STA. 89+28.65 TO STA. 91+00.00  
RAMP E STA. 96+79.04 TO STA. 98+38.29  
\* CROSS SLOPE DIRECTION REVERSED  
△ FOR HIGHSIDE SHOULDER SLOPES AND BREAK LOCATIONS ON SUPERELEVATED SECTIONS, SEE SHOULDER DETAILS, THIS SHEET



**NORMAL TYPICAL - RAMP B/F**

LOST NATION RAMP B/F  
STA. 200+00.00 TO STA. 202+00 = 200.00 FT



**SUPERELEVATED SECTION - RAMP B/F**

LOST NATION RAMP B/F  
STA. 202+00.00 TO STA. 207+14.33 = 514.33 FT

I:\PROJECTS\Addendum\Alternate bid\13486\YP301.dgn 25-NOV-2008 8:09AM jgrmorse