

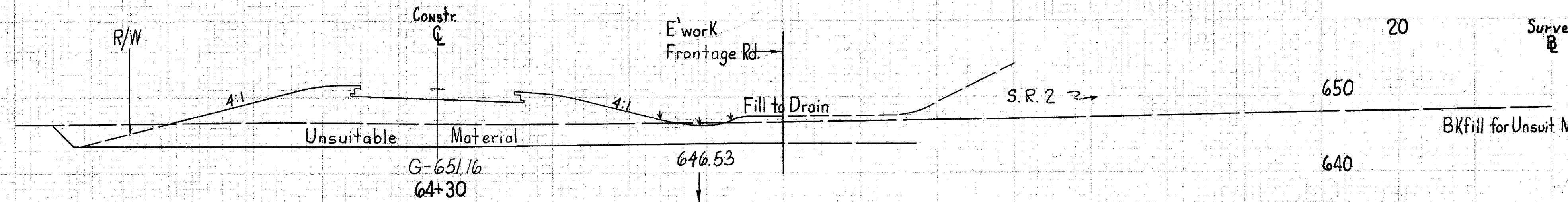
SEEDING
END
WIDTH
SQ.
YDS.

260 240 220 200 180 160 140 120 100 80 60 40

2 OHIO 200
313

LAKE COUNTY
LAK-2-16.49

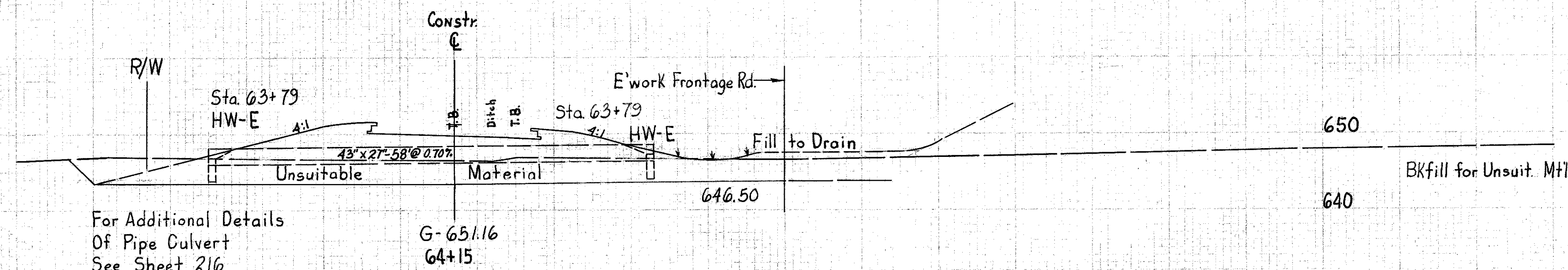
End Super Transition
Begin Full Super 0.05/ft.
Sta. 64+50



END AREA		VOLUME	
CUT	FILL	CUT	FILL
286	193		
+	284		
	477		

62

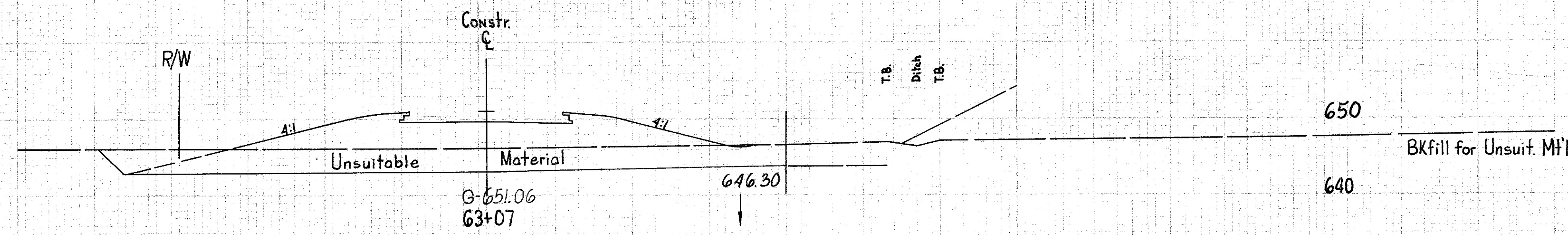
100



308	182		
+	207		
	489		

58

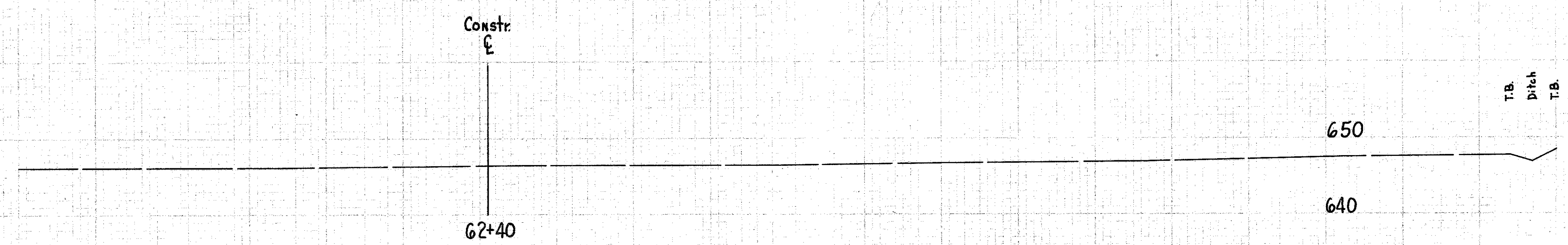
636



278	197		
+	217		
	474		

48

End Normal Section
Begin Super Transition
Sta. 62+65



262	168		
+	261		
	429		

48

Sta 62+37

Sta. 62+37
BKfill for Unsuit. Mtl.

END AREA		VOLUME	
CUT	FILL	CUT	FILL
286	193		
+	284		
	477		

260 240 220 200 180 160 140 120 100 80 60 40 20

FRONTAGE ROAD "B" Sta. 62+40 to Sta. 64+30

10/28/63
P. & S.S.
K. X-100
S.S. & E.B.
a. WMS 11/19/63
SLS 11/19/63
M.C. MS 11/21/63

COMPUTED BY SLS 11/21/63
BY WMS 11/21/63
P.R.S. 11/21/63

Survey