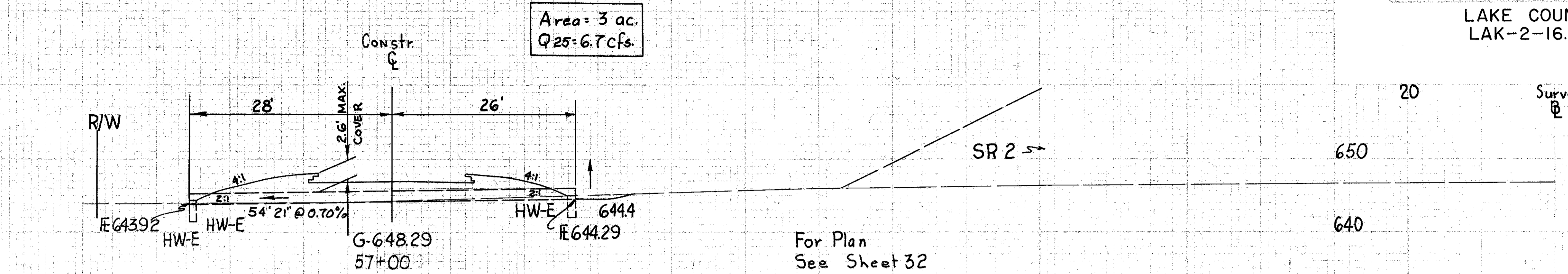


SEEDING
END SQ.
WIDTH YDS.

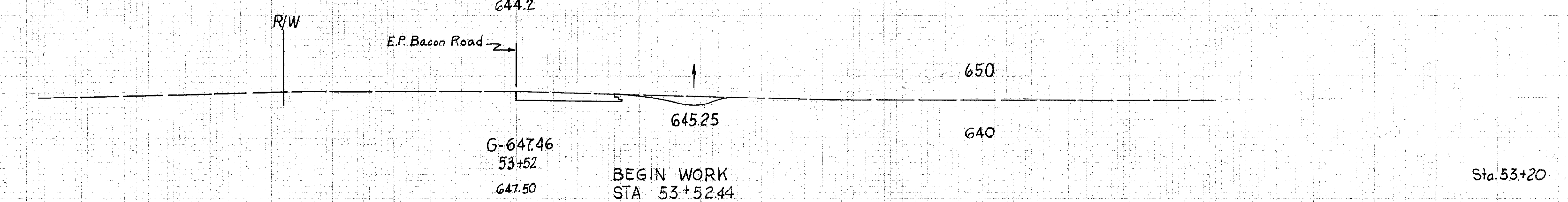

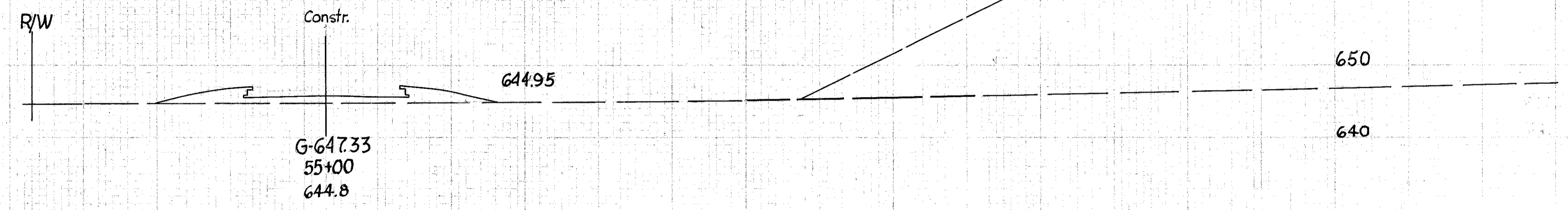
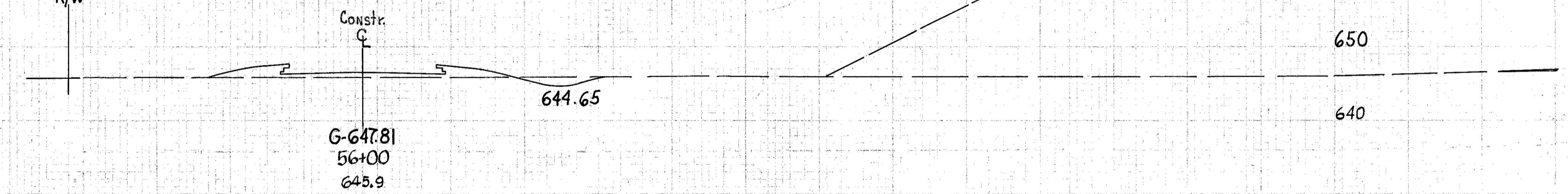
42
427
34
339
27
278
23
112
19
34
0

260 240 220 200 180 160 140 120 100 80 60 40



CULVERT DATA
Type: 21" Pipe Class A-1
Size: 21" x 54"
Work Required: Build a 21" Pipe culvert
With Type HW-E Headwall Rt & Lt.

ESTIMATED QUANTITIES
F-1 21" Pipe Class A-1 Sec. M.6.4(c) 54 L.F.
F-2 Masonry 0.72 C.Y.
L-10 Sodding 4.5 S.Y.



END STA.	END AREA		VOLUME	
	CUT	FILL	CUT	FILL
42	3	135		
427			20	319
34	8	37		
339			15	181
27	0	61		
278				256
Sta. 54+10	0	6		
23	33	77		
112			60	68
19	35	0		
34			21	
0	0			

BEGIN WORK
STA 53+52.44

Handwritten notes and signatures in the bottom left corner.