MICROFILMED
JUL 9 1986

FED. RD. DIVISION	STATE	PROJECT	
2	OHIO		

346
384

LAKE COUNTY
SEC. LAK-2-14.22

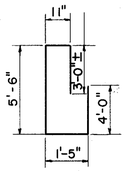

A 609

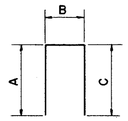

TYPE 1

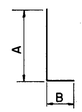

TYPE 2

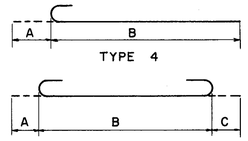

TYPE 3

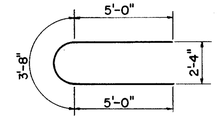

P 612

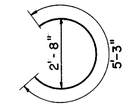

* RE 401

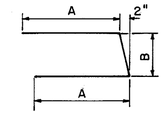

TYPE 5

REINFORCING STEEL LIST

ABUTMENTS

MARK	N. BRIDGE #1	N. BRIDGE #2	S. BRIDGE #3	S. BRIDGE #4	TOTAL	LENGTH	WEIGHT	TYPE	A	B	C	VARIES BY	No. of Ea.
A 601	24	24	24	24	96	25'-0"	3,604	Str.					
A 602	76	76	76	76	304	9'-8"	4,414	1	2'-3"	5'-6"	2'-3"		
A 603	20	20	20	20	80	11'-6"	1,382	Str.					
A 604	16	16	16	16	64	8'-2"	784	1	2'-3"	4'-0"	2'-3"		
A 505	36	36	36	36	144	8'-3"	1,240	1	3'-6"	1'-6"	3'-6"		
A 506	85	85	85	85	340	6'-7"	2,334	Str.					
A 507	45	45	45	45	180	7'-8"	1,440	1	2'-3"	3'-5"	2'-3"		
A 508	40	40	40	40	160	22'-9"	3,796	Str.					
A 609	40	40	40	40	160	14'-3"	3,424	Bent					
A 510	14	14	14	14	56	7'-0"	408	3	7"	5'-10"	7"		
A 511	32	32	32	32	128	9'-9"	1,302	2	9'-4"	6"			
A 512	28	28	28	28	112	4'-3"	496	Str.					
A 513	20	20	20	20	80	8'-10"	736	Str.					
A 514	28	28	28	28	112	3'-6"	408	Str					
A 515	26	26	26	26	104	13'-8"	1,482	Str.					
A 416	12	12	12	12	48	3'-6"	112	Str.					
A 417	8	8	8	8	32	4'-0"	86	Str.					
A 418	28	28	28	28	112	6'-0"	448	1	2'-9"	7"	2'-9"		
A 419A	20	20	20	20	80	4'-8"	250	5	1'-9"	1'-4"			
A 419B	6	6	6	6	24	4'-0"	64	5	1'-5"	1'-4"			
A 419C	4	4	4	4	16	3'-6"	38	5	1'-2"	1'-4"			
						TOTAL	28,248						
				NORTH		BRIDGE	14,124						
				SOUTH		BRIDGE	14,124						

SUPERSTRUCTURE

MARK	TOTAL	LENGTH	WEIGHT	TYPE	A	B	C	VARIES BY	No. of Ea.
		NORTH BRIDGE							
S 701	196	44'-0"	17,627	Str.					
S 602	196	44'-0"	12,953	Str.					
S 603	320	35'-0"	16,822	Str.					
S 604	64	20'-0"	1,923	Str.					
S 405	536	1'-9"	627	2	1'-4"	6"			
S 406	268	4'-7"	821	1	2'-1"	7"	2'-1"		
S 407	268	3'-0"	537	1	8"	1'-10"	8"		
		NORTH BRIDGE	51,310						
		SOUTH BRIDGE							
S 701	196	44'-0"	17,627	Str.					
S 602	196	44'-0"	12,953	Str.					
S 603	324	35'-0"	17,033	Str.					
S 604	66	20'-0"	1,983	Str.					
S 405	536	1'-9"	627	2	1'-4"	6"			
S 406	268	4'-7"	821	1	2'-1"	7"	2'-1"		
S 407	268	3'-0"	537	1	8"	1'-10"	8"		
		SOUTH BRIDGE	51,581						

RAILING

R 401A	80	17'-4"	To be included with Item S-14 for payment	Str.
R 401B	32	22'-9"		Str.
R 401C	32	13'-8"		Str.

PIERS

MARK	PIER #1	PIER #2	TOTAL	LENGTH	WEIGHT	TYPE	A	B	C	VARIES BY	No. of Ea.
			NORTH	BRIDGE							
P 701	26	26	52	10'-2"	1,081	3	10"	8'-6"	10"		
P 702	24	24	48	7'-2"	703	3	10"	5'-6"	10"		
P 1003	32	32	64	7'-0"	1,928	2	6'-3"	1'-0"			
P 1004	32	32	64	19'-0"	5,232	Str.					
P 506	40	40	80	8'-6"	709	1	3'-0"	2'-8"	3'-0"		
P 507	4	4	8	20'-0"	167	Str.					
P 908	20	20	40	20'-0"	2,720	Str.					
P 1009	4	4	8	10'-0"	344	Str.					
P 910	4	4	8	7'-4"	199	2	4'-4"	3'-3"			
P 911	4	4	8	7'-11"	215	2	4'-4"	3'-10"			
P 612	4	4	8	13'-8"	164	Bent					
		NORTH BRIDGE			13,462						
		SPIRALS			2,345						
		TOTAL			15,807						
			SOUTH	BRIDGE							
P 701	26	26	52	10'-2"	1,081	3	10"	8'-6"	10"		
P 702	24	24	48	7'-2"	703	3	10"	5'-6"	10"		
P 1003	32	32	64	7'-0"	1,928	2	6'-3"	1'-0"			
P 1005	32	32	64	17'-4"	4,773	Str.					
P 506	40	40	80	8'-6"	709	1	3'-0"	2'-8"	3'-0"		
P 507	4	4	8	20'-0"	167	Str.					
P 908	20	20	40	20'-0"	2,720	Str.					
P 1009	4	4	8	10'-0"	344	Str.					
P 910	4	4	8	7'-4"	199	2	4'-4"	3'-3"			
P 911	4	4	8	7'-11"	215	2	4'-4"	3'-10"			
P 612	4	4	8	13'-8"	164	Bent					
		SOUTH BRIDGE			13,003						
		SPIRALS			2,165						
		TOTAL			15,168						

SPIRALS

MARK	No.	SIZE	LENGTH	CORE DIA.	PITCH	No. of TURNS	WEIGHT
SP 401	8	4	15'-9"	32"	4½"	45	2,345
SP 402	8	4	14'-1"	32"	4½"	41	2,165

REPLACEMENT BARS

MARK	No.	LENGTH	WEIGHT	TYPE
RE 400	1	5'-3"		Str.
RE 401	1	5'-3"		*
RE 500	1	5'-7"		Str.
RE 600	3	5'-11"		Str.
RE 700	2	6'-3"		Str.
RE 800	0	6'-6"		Str.
RE 900	1	6'-10"		Str.
RE 1000	1	7'-3"		Str.
RE 1100	0	7'-7"		Str.

NOTES:

All dimensions are out to out of the bar.

Bar Size is indicated in the bar mark. The first digit where three digits are used, and the first two where four are used, indicate the bar size number. For example, A700 is a No.7 size bar & A1014 is a No. 10 size.

The length shown in the bar list for the spiral bars is the distance from the top of the footing to the bottom of the pier cap.

The number of turns shown is the length divided by the pitch, plus 3 turns (total number of closed coils) expressed as the nearest whole number.

Spiral bars shall not have deformations but shall in other respects conform to Item S-4.

$1\frac{1}{2}$ closed coils shall be provided at the ends of each spiral unit.

Four steel channel, tee or angle spacers, weighing approximately 0.68 lbs. per lin ft, shall be provided for each spiral unit. They shall be equally spaced along the periphery of the coil. The number of pounds of spacers, based on 0.68 lbs. per lin. ft., will be paid for as reinforcing steel and is included in the tabulated quantity of spiral bars.

Replacement Bars: If reinforcing bars are fabricated from stock which has previously been tested and approved by the Ohio Testing Laboratory, test samples as provided in Sec. S-4.02 need not be furnished and replacement bars will not be required.

PREPARED BY
CAPITOL ENGINEERING ASSOCIATES, DILLSBURG, PA.
FOR

STATE OF OHIO
DEPARTMENT OF HIGHWAYS
DIVISION OF DESIGN AND CONSTRUCTION
BUREAU OF BRIDGES

REINFORCING BAR LIST
BRIDGE NO. LAK-2-1548L&R
RELOC. S.R. 2 OVER STATE STREET
LAKE COUNTY
STA. 718 + 41.40

DESIGNED	DRAWN	TRACED	CHECKED	REVIEWED	DATE	REVISED
ZZM	ZZM		R.L.F. McC.			