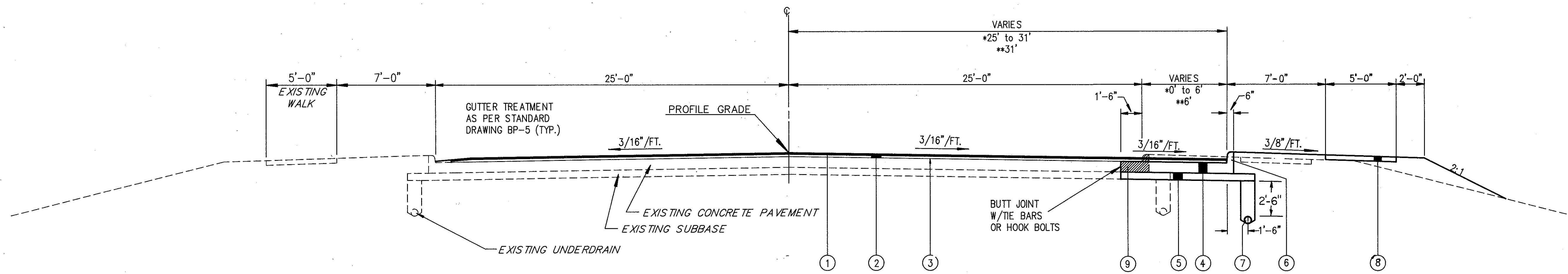
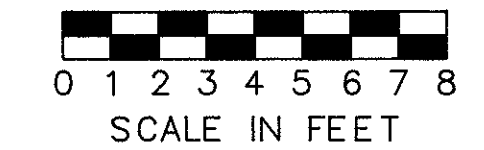


# TYPICAL SECTIONS

TYPE SPECIAL - RUBBERIZED ASPHALT FRICTION COURSE

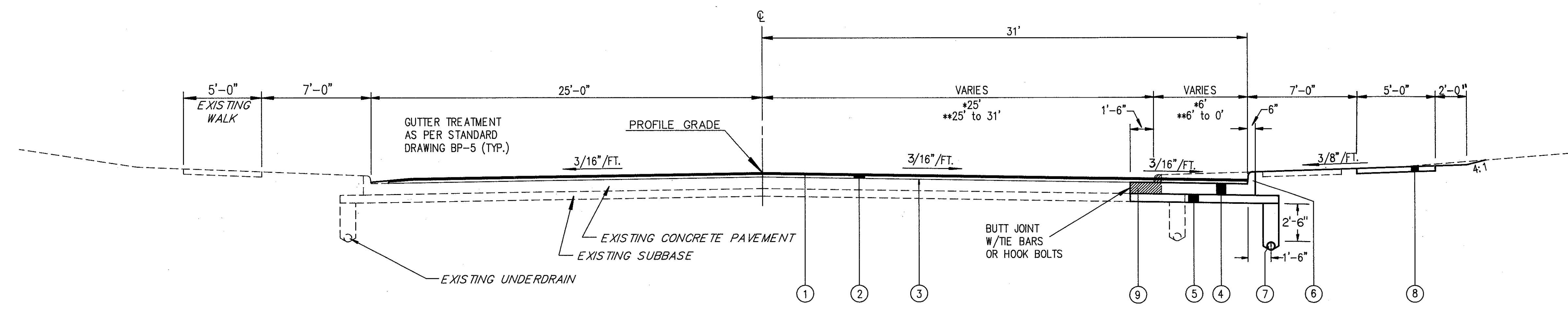


NORMAL SECTION

\* STA. 61+25 TO STA. 62+85 = 160.00 L.F.  
 \*\* STA. 62+85 TO STA. 64+50 = 165.00 L.F.  
 325.00 L.F.

LEGEND

- ① ITEM SPECIAL - 3/4" RUBBERIZED OPEN GRADED ASPHALT FRICTION COURSE
- ② ITEM 402 - 2-1/4" ASPHALT CONCRETE, AC-20
- ③ ITEM 407 - TACK COAT
- ④ ITEM 305 - 9" CONCRETE BASE
- ⑤ ITEM 310 - 6" SUBBASE, TYPE I, AS PER PLAN
- ⑥ ITEM 609 - CURB, TYPE 2-B
- ⑦ ITEM 605 - 6" SHALLOW PIPE UNDERDRAIN
- ⑧ ITEM 608 - 4" CONCRETE WALK
- ⑨ ITEM 202 - PAVEMENT REMOVED



NORMAL SECTION

\* STA. 64+50.00 TO STA. 65+34.96 = 84.96 L.F.  
 \*\* STA. 65+34.96 TO STA. 67+48.21 = 213.25 L.F.  
 298.21 L.F.