REINFORCING STEEL BAR SCHEDULE

SUPERSTRUCTURE – PHASE I

MARK	NO. REQUIRED		TOTAL	LENGTH	TYPE	A	B	C	D	H	WEIGHT (LBS)
ES401			136	30'–0"	STR						2,725
ES402			34	17'–1"	STR						388
ES403			64	24'–0"	STR						1,026
ES501			196	27'–8"	STR						5,657
ES502	2 Series of 31			1'–7" / 27'–6¼"	STR	Vary by 10⅜"					942
ES504			7	1'–8"	STR						12
ES505			108	30'–0"	STR						3,379
ES506			27	18'–5"	STR						519
ES601			196	27'–8"	STR						8,146
ES602	2 Series of 31			1'–7" / 27'–6¼"	STR	Vary by 10⅜"					1,356
ES604			7	2'–0"	STR						21
EP401			2	24'–0"	STR						32
EP501			102	2'–5"	5	1'–7½"	10½"				257
EP502			102	3'–4"	43	11½"	10½"	10½"	9"	8½	354
EP503			102	6'–10"	58	3'–0"	3'–2"	7½"		1¼	727
EP504			30	15'–8"	STR						490
EP505			12	11'–4"	STR						142
EP506			24	7'–2"	STR						179
EP507			16	30'–0"	STR						501
EP508			4	18'–8"	STR						78
PHASE I SUPERSTRUCTURE TOTAL = 26,931 LBS.											

ABUTMENT WINGWALLS & BACKWALLS PHASE I

MARK	NO. REQUIRED		TOTAL	LENGTH	TYPE	A	B	C	D	H	WEIGHT (LBS)
EA501			52	2'–0"	STR						108
EA502			26	3'–6"	43	10"	1'–1"	10½"	10"	8½	95
EA503			26	8'–1"	58	4'–2"	3'–3"	7½"		1¼	219
EA504			20	15'–8"	STR						327
EA525			4	13'–8"	STR						57
EA526			10	3'–8"	6	11"	2'–0"	1'–0"			38
EA527			4	3'–8"	STR						16
EA530			3	30'–7"	STR						96
EA531			3	31'–5"	STR						98
PHASE I ABUTMENT WINGWALLS TOTAL = 1054 LBS.											
TOTAL FOR LAK–2–0363 R BRIDGE = 56,142 LBS.											
TOTAL FOR LAK–2–0363 R & LAK–2–0363 L BRIDGES = 112,284 LBS.											

SUPERSTRUCTURE – PHASE II

MARK	NO. REQUIRED		TOTAL	LENGTH	TYPE	A	B	C	D	H	WEIGHT (LBS)
ES401			136	30'–0"	STR						2,725
ES402			34	17'–1"	STR						388
ES403			64	24'–0"	STR						1,026
ES501			196	27'–8"	STR						5,657
ES502	2 Series of 31			1'–7" / 27'–6¼"	STR	Vary by 10⅜"					942
ES504			7	1'–8"	STR						12
ES505			108	30'–0"	STR						3,379
ES506			27	18'–5"	STR						519
ES601			196	27'–8"	STR						8,146
ES602	2 Series of 31			1'–7" / 27'–6¼"	STR	Vary by 10⅜"					1,356
ES604			7	2'–0"	STR						21
EP401			2	24'–0"	STR						32
EP501			102	2'–5"	5	1'–7½"	10½"				257
EP502			102	3'–4"	43	11½"	10½"	10½"	9"	8½	354
EP503			102	6'–10"	58	3'–0"	3'–2"	7½"		1¼	727
EP504			30	15'–8"	STR						490
EP505			12	11'–4"	STR						142
EP506			24	7'–2"	STR						179
EP507			16	30'–0"	STR						501
EP508			4	18'–8"	STR						78
PHASE II SUPERSTRUCTURE TOTAL = 26,931 LBS.											

ABUTMENT WINGWALLS & BACKWALLS PHASE II

MARK	NO. REQUIRED		TOTAL	LENGTH	TYPE	A	B	C	D	H	WEIGHT (LBS)
EA501			38	2'–0"	STR						79
EA502			12	3'–6"	43	10"	1'–1"	10½"	10"	8½	44
EA503			12	8'–1"	58	4'–2"	3'–3"	7½"		1¼	101
EA505			14	2'–5"	5	1'–8"	10"				35
EA506			12	5'–3"	69	1'–4"	7"	1'–4"	1'–9"		66
EA507			2	2'–10"	43	8"	12"	8¾"		4¼	6
EA508			2	2'–11"	43	8½"	12"	9"		5	6
EA509			2	3'–0"	43	9"	12"	9½"		6	6
EA510			2	3'–1"	43	9½"	12"	9¾"		7	6
EA511			2	3'–2"	43	10"	12"	10¼"		7¾	7
EA512			2	2'–10"	43	7½	12"	8½"		3½	6
EA513			2	5'–3"	58	2'–4"	2'–3""	7½"			11
EA514			2	5'–7"	58	2'–6"	2'–5""	7½"			12
EA515			2	5'–11"	58	2'–8"	2'–7""	7½"			12
EA516			2	6'–3"	58	2'–10"	2'–9"	7½"			13
EA517			2	6'–7"	58	3'–0"	2'–11"	7½"			14
EA518			2	4'–9"	58	2'–1"	2'–0"	7½"			10
EA519			16	13'–8"	STR						228
EA520			8	7'–8"	STR						64
EA521			4	7'–2"	STR						30
EA522			20	4'–4"	STR						90
EA523			2	6'–5"	69	1'–4"	7"	1'–4"	2'–11"		13
EA524			2	3'–8"	5	2'–11"	10"				8
EA526			26	3'–8"	6	11"	2'–0"	1'–0"			100
EA527			4	3'–8"	STR						16
EA528			4	11'–8"	STR						49
EA530			3	30'–7"	STR						96
EA531			3	31'–5"	STR						98
PHASE II ABUTMENT WINGWALLS TOTAL = 1226 LBS.											

APPROACH SLABS WIDENING – PHASE I

MARK	NO. REQUIRED		TOTAL	LENGTH	TYPE	A	B	C	D	H	WEIGHT (LBS)
A1001	2 Series of 3			24'–7" / 25'–11"	2	23'–2" / 24'–6"	Vary by 8"				652
A1002			10	25'–11"	2	24'–6"					1115
B501			26	5'–5"	STR						147
B502			30	5'–10"	STR						182
TOTAL WEIGHT = 2096 LBS.											
EPOXY – COATED BARS											
EB501			14	5'–5"	STR						79
EB502			16	5'–10"	STR						97
EB503			20	2'–6"	STR						52
EC501			6	24'–6"	STR						153
EC502			2	22'–9"	STR						47
ED801			8	4'–6"	9	1'–3"	3'–3"			6	96
TOTAL WEIGHT = 524 LBS.											

APPROACH SLABS WIDENING – PHASE II

MARK	NO. REQUIRED		TOTAL	LENGTH	TYPE	A	B	C	D	H	WEIGHT (LBS)
A1011	2 Series of 3			24'–3" / 25'–7"	2	22'–10" / 24'–2"	Vary by 8"				643
A1012			32	25'–11"	2	24'–6"					3569
B511			56	13'–2"	STR						769
TOTAL WEIGHT = 4981 LBS.											
EPOXY – COATED BARS											
EB511			28	13'–2"	STR						385
EB513			20	2'–6"	STR						52
EC511			14	24'–6"	STR						358
EC512			2	22'–10"	STR						48
ED801			16	4'–6"	9	1'–3"	3'–3"			6	192
TOTAL WEIGHT = 1035 LBS.											

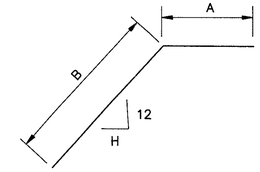

TYPE 9

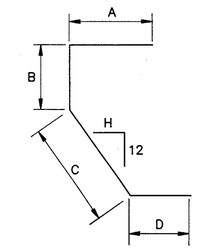

TYPE 43

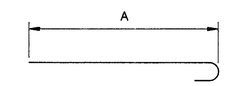

TYPE 2

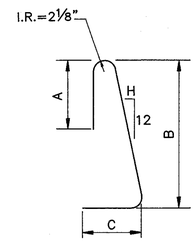

TYPE 58

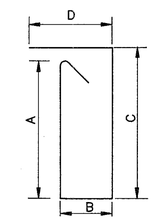

TYPE 69

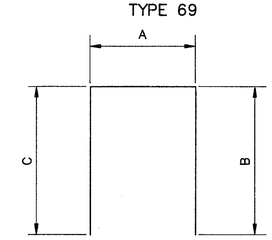

TYPE 6

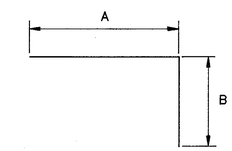

TYPE 5

Notes:

1. This Bar Schedule Gives Reinforcing Steel For LAK–2–0363 R Bridge And Its Approach Slabs. Reinforcing Steel For LAK–2–0363 L Bridge And Its Approach Slabs Are Identical.
2. Payment For Approach Slab Reinforcing Steel is Included in the Price Bid Per SQ. YD. For Approach Slab (Item 611).
3. All Dimensions Are Out To Out Of Bars.
4. All Reinforcing Bars Prefixed With "E" Shall be Epoxy Coated.

COLPETZER–THOMAS, INC.
AN ENGINEERING GROUP
WILLOUGHBY • MENTOR • NORTH CANTON • STEUBENVILLE • LORAIN

35 / 78

REINFORCING SCHEDULE
BRIDGE NO. LAK–2–0363 L & R
OVER BEIDLER ROAD
LAKE COUNTY

DESIGNED	DRAWN	TRACED	CHECKED	REVIEWED	DATE	REVISED
J.P.R.	R.L.B. M.T.W	R.L.B. M.T.W	R.J.C.	J.E.A.	11/15/88	