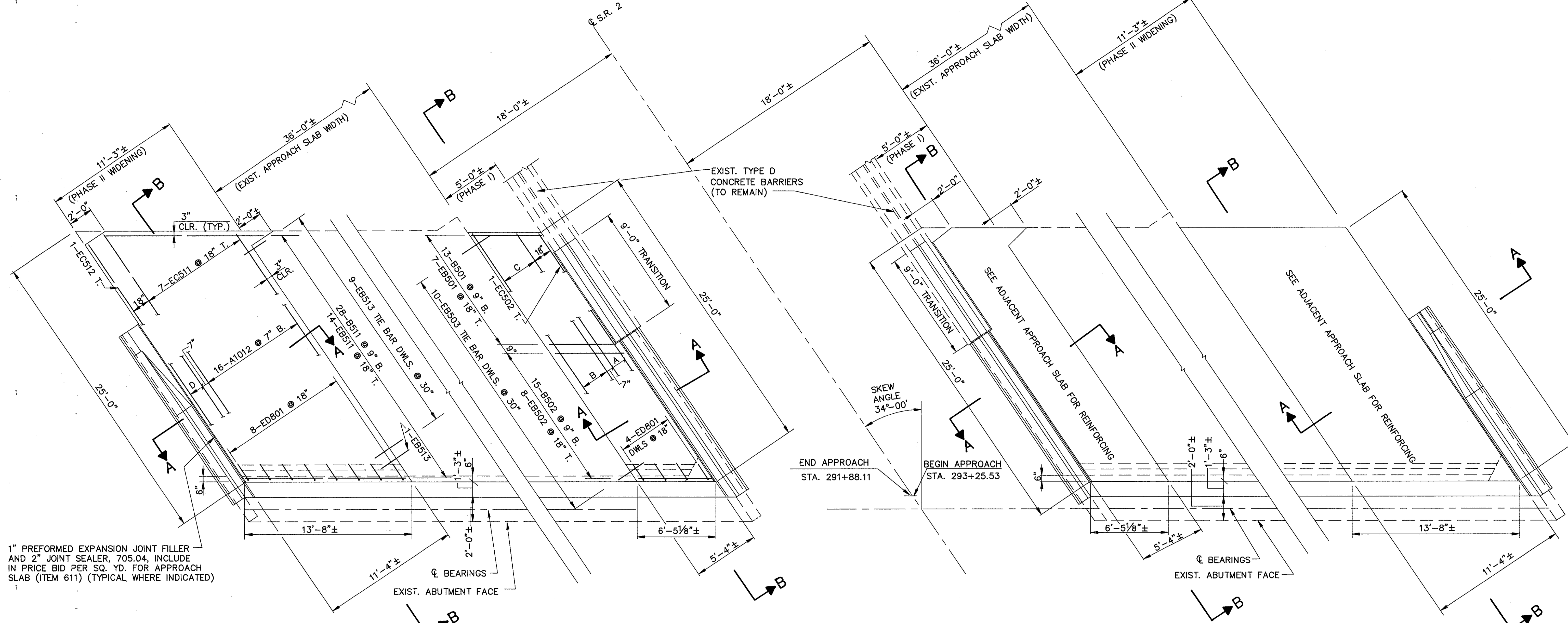
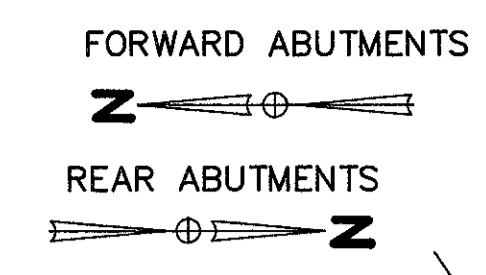
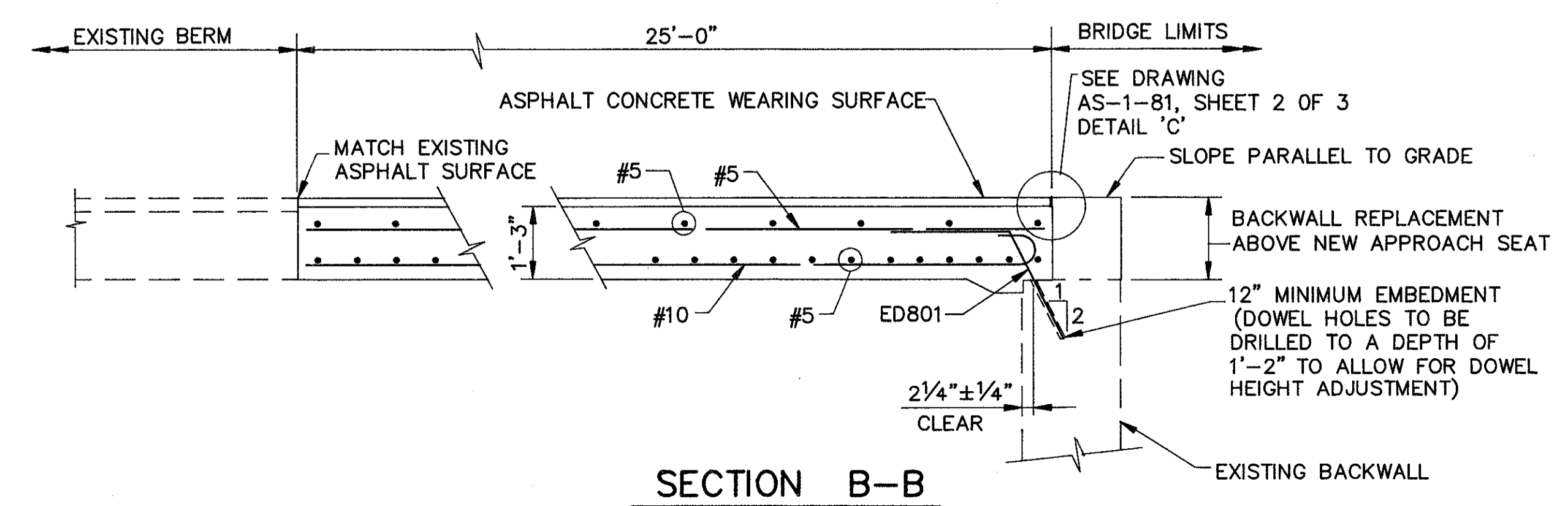


- A. 1-SERIES OF 3-A1001 @ 7" B.
- B. 5-A1002 @ 7" B.
- C. 3-EC501 @ 18" T.
- D. 1-SERIES OF 3-A1011 @ 7" B.



1" PREFORMED EXPANSION JOINT FILLER AND 2" JOINT SEALER, 705.04, INCLUDE IN PRICE BID PER SQ. YD. FOR APPROACH SLAB (ITEM 611) (TYPICAL WHERE INDICATED)

APPROACH SLAB WIDENING PLAN



SECTION B-B

NOTES: FOR SECTION A-A, SEE SHEET 29/78.
 FOR APPROACH SLAB SEAT WIDENING DETAIL, SEE SHEET 25/78 AND 26/78.
 FOR ADDITIONAL INFORMATION SEE DRAWING AS-1-81 SHEETS 1 & 2 OF 3.
 NOTATION: T. - TOP OF SLAB, B. - BOTTOM OF SLAB, CLR. - CLEAR.

COLPETZER-THOMAS, INC. AN ENGINEERING GROUP WILLOUGHBY • MENTOR • NORTH CANTON • STEUBENVILLE • LORAIN					
APPROACH SLAB WIDENING DETAILS					
BRIDGE NO. LAK-2-0363 L & R					
OVER BEIDLER ROAD					
LAKE COUNTY					
DESIGNED	DRAWN	TRACED	CHECKED	REVIEWED	DATE
J.P.R.	M.T.W	M.T.W	R.J.C.	JEA	11/15/88