| | | | |
|---|---|---|---|
| CALC. BY ___ DATE ___ CHKD. BY ___ DATE ___ | LAKE COUNTY LAK-2/91 - 0.31/4.56 | OHIO FHWA REGION 5 | 39/39 |

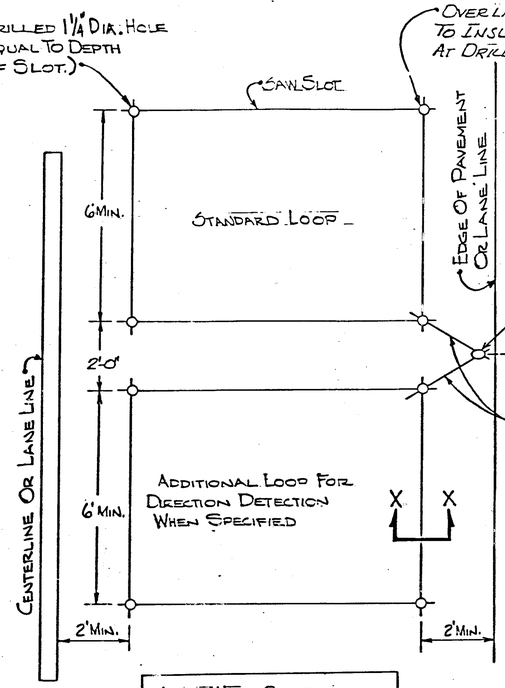


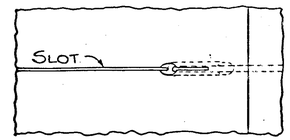


Plan View

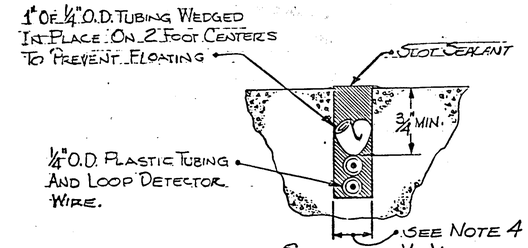


Section X-X

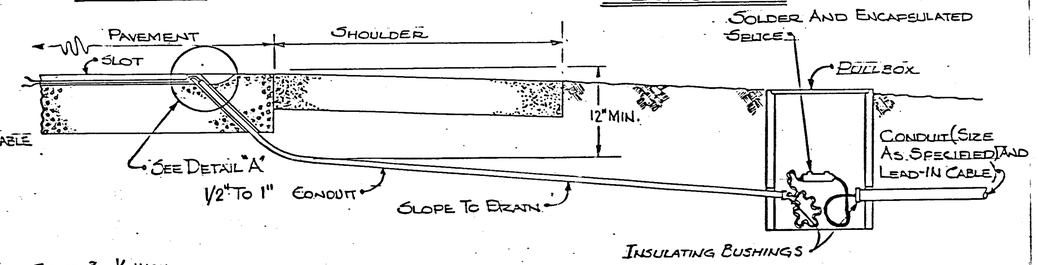


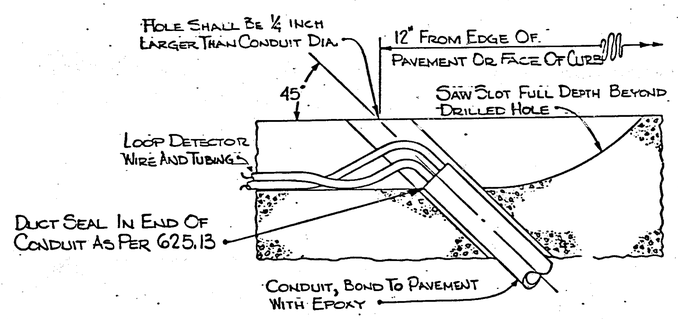


Detail "A"

| Loop Wire Construction | |
|---|---|
| Loop Perimeter | Number of Turns |
| Less Than 40 Feet | 3 |
| 40 To 160 Feet | 2 |
| Over 160 Feet | 1 |

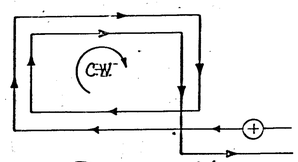


Typical Polarity Marking

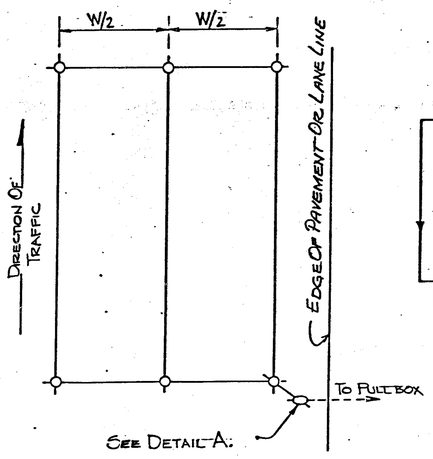


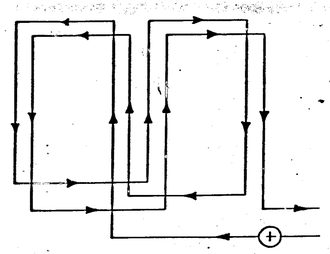


Wiring Layout And Polarity

Figure 8 Loop Details

Bureau of Design Services 1/19/81
Revised 12/31/81

Revised 2-2-83

LOOP DETECTOR DETAILS, TYPE E