

**NOTES:**

**OUTLINES**

ALL OUTLINES SHALL BE TWO INCHES WIDE UNLESS SHOWN OTHERWISE ON THE LAYOUT.

**CORNER RADIUS**

CORNER RADIUS SHALL BE GOVERNED BY THE HORIZONTAL WIDTH DIMENSION OR THE VERTICAL DIMENSION OF THE SIGN, WHICHEVER IS SMALLER. UP TO 2½' USE 3" CORNER RADIUS, 3' TO 4½' USE 6" CORNER RADIUS, 5' TO 6½' USE 9" CORNER RADIUS, 7' AND UP USE 12" CORNER RADIUS.

**ARROWS**

ALL DIAGONAL ARROWS SHALL BE PLACED AT 45° UNLESS SPECIFIED OTHERWISE ON THE LAYOUT. DETAILS OF ARROWS A-1, B-1, C-1, A-5, B-5, C-5, ETC. ARE SHOWN ON SIGN DESIGN SHEET IA.

**MARKERS**

DETAILS OF ROUTE MARKERS SUCH AS M-1C-36-2, M-2C-36-2, M-5C-36-2, ETC. ARE SHOWN ON THE SIGN DESIGN SHEETS HAVING THE CORRESPONDING CODE NUMBERS.

**LETTERING**

LETTERING SHOWN AS "U.C." AND "L.C." INDICATES "UPPER CASE INTERSTATE" AND "LOWER CASE INTERSTATE" RESPECTIVELY. LETTERING SHOWN AS "E" INDICATES "E SERIES".

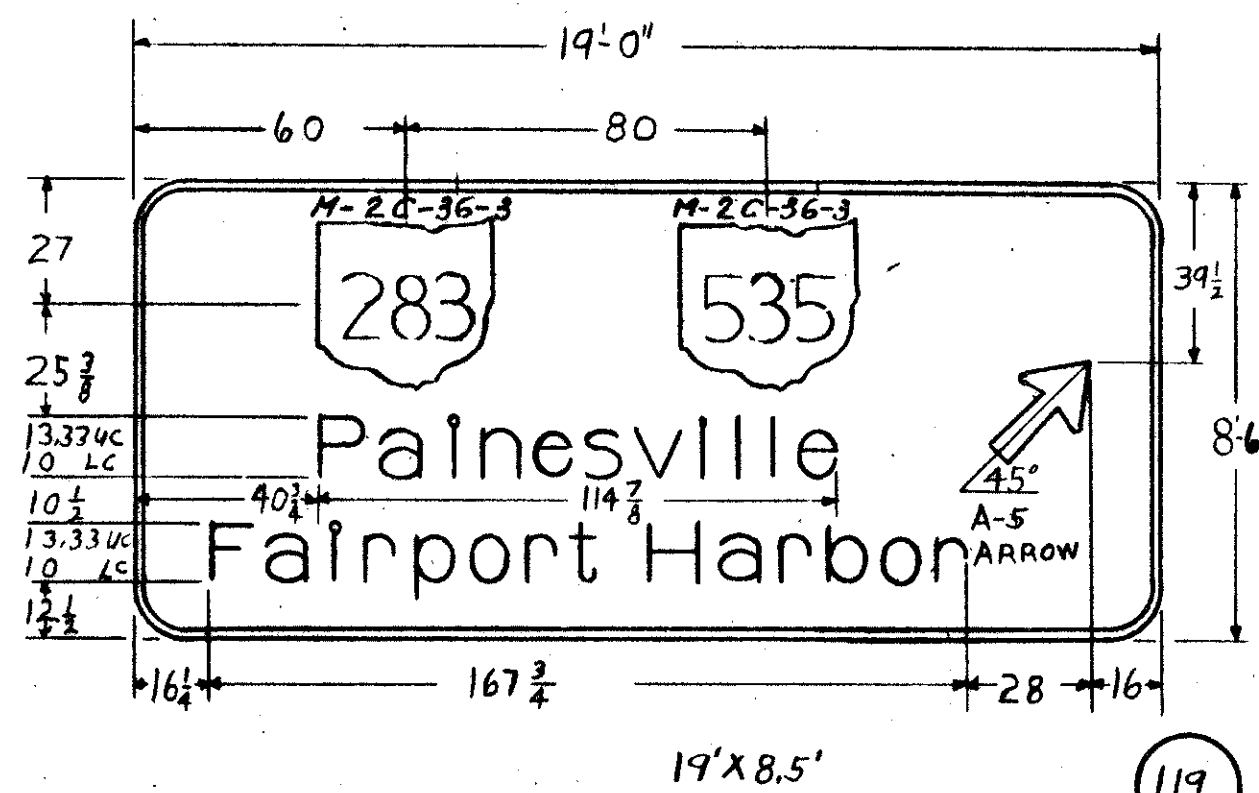
**DIMENSIONING**

DIMENSIONING SUCH AS  $\frac{1}{2}$  INCH SHALL BE INTERPRETED AS BEING ACCUMULATIVE. THE DISTANCE FROM POINT A TO POINT B, IN THIS EXAMPLE, BEING 25 INCHES. ALL DIMENSIONS GIVEN ON THE LAYOUTS ARE IN INCHES UNLESS OTHERWISE SHOWN.

FED. RD. DIVISION	STATE	PROJECT
2	OHIO	

LAK-2-0.02

135  
141




DOES NOT APPLY

SEE DESIGN NO. 118

DOES NOT APPLY

DOES NOT APPLY

DOES NOT APPLY

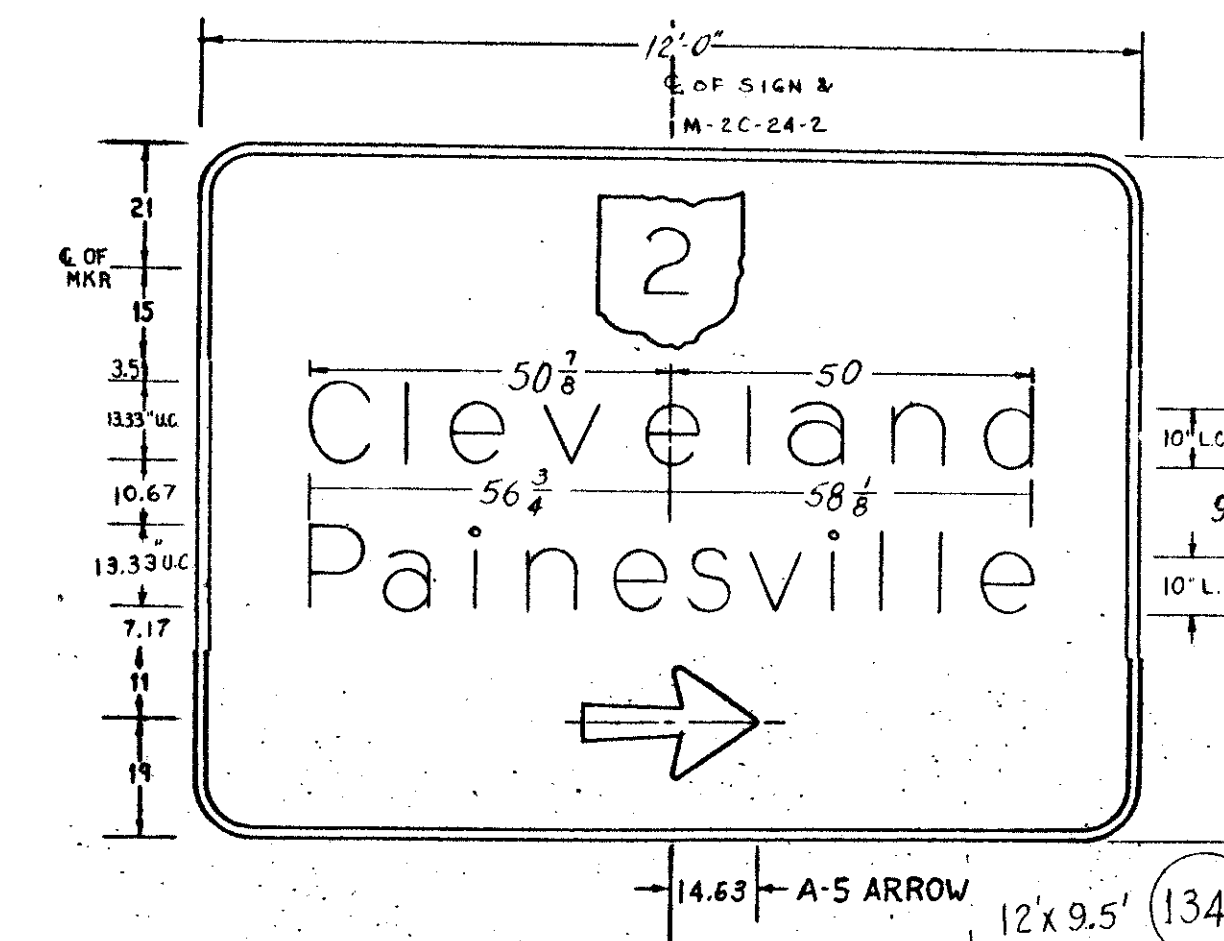
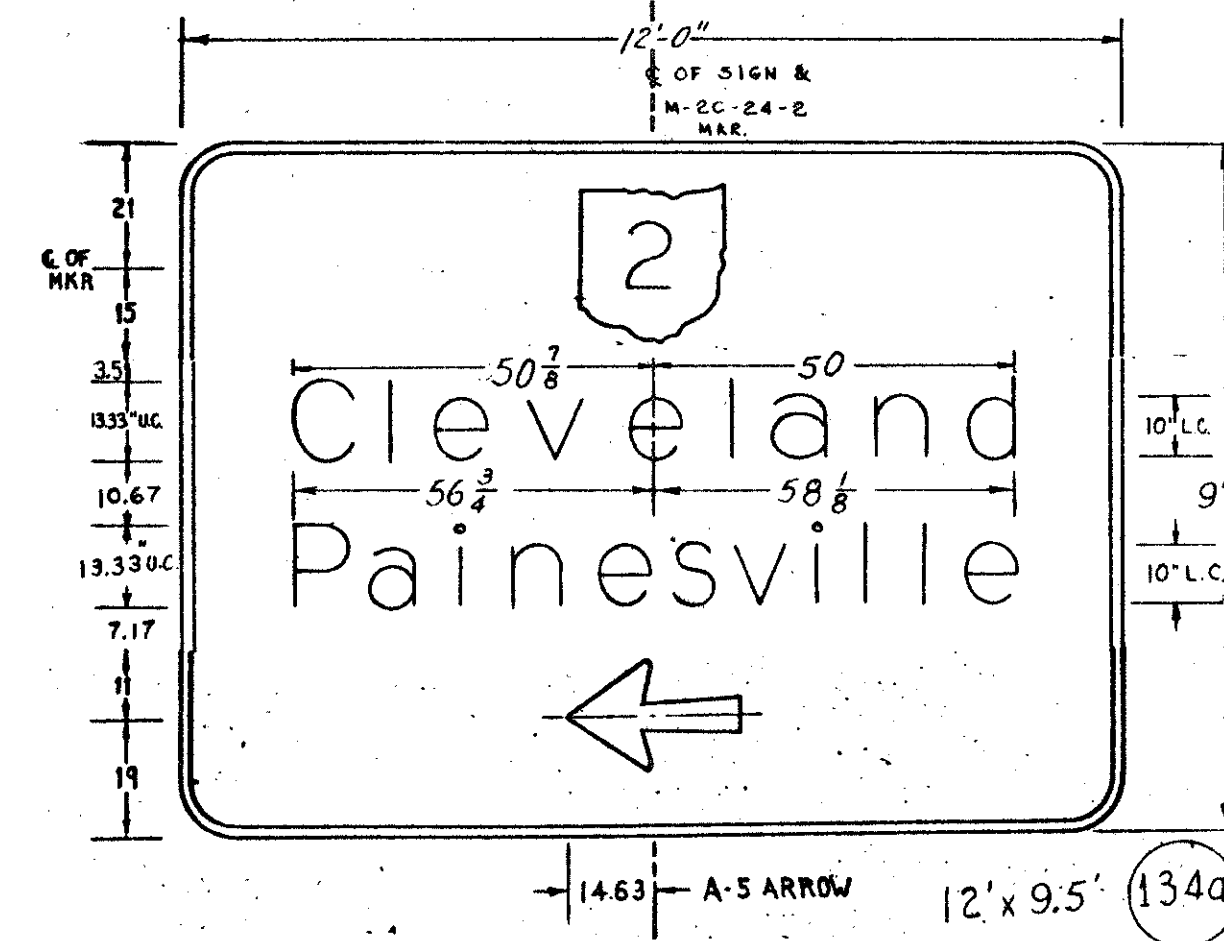
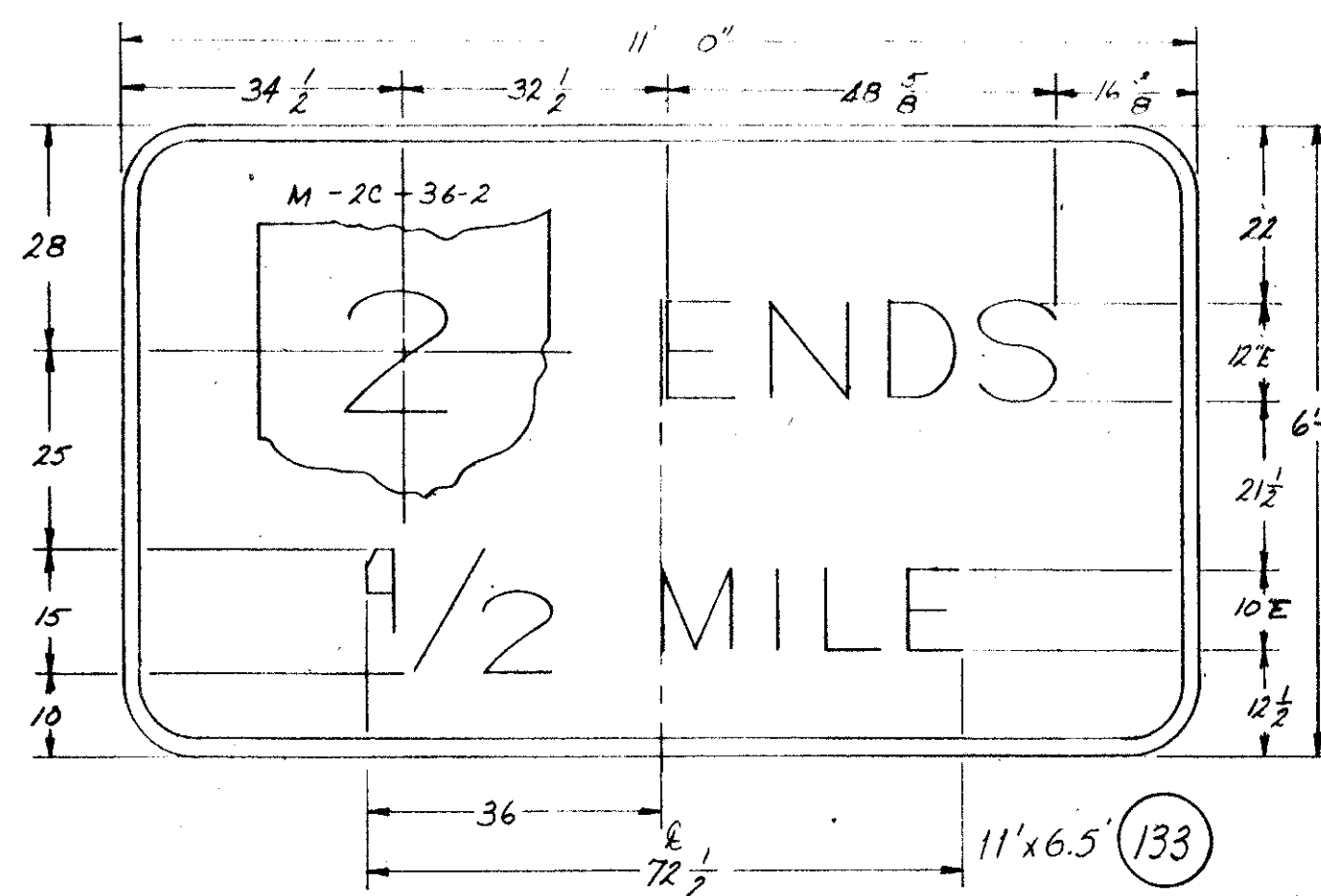
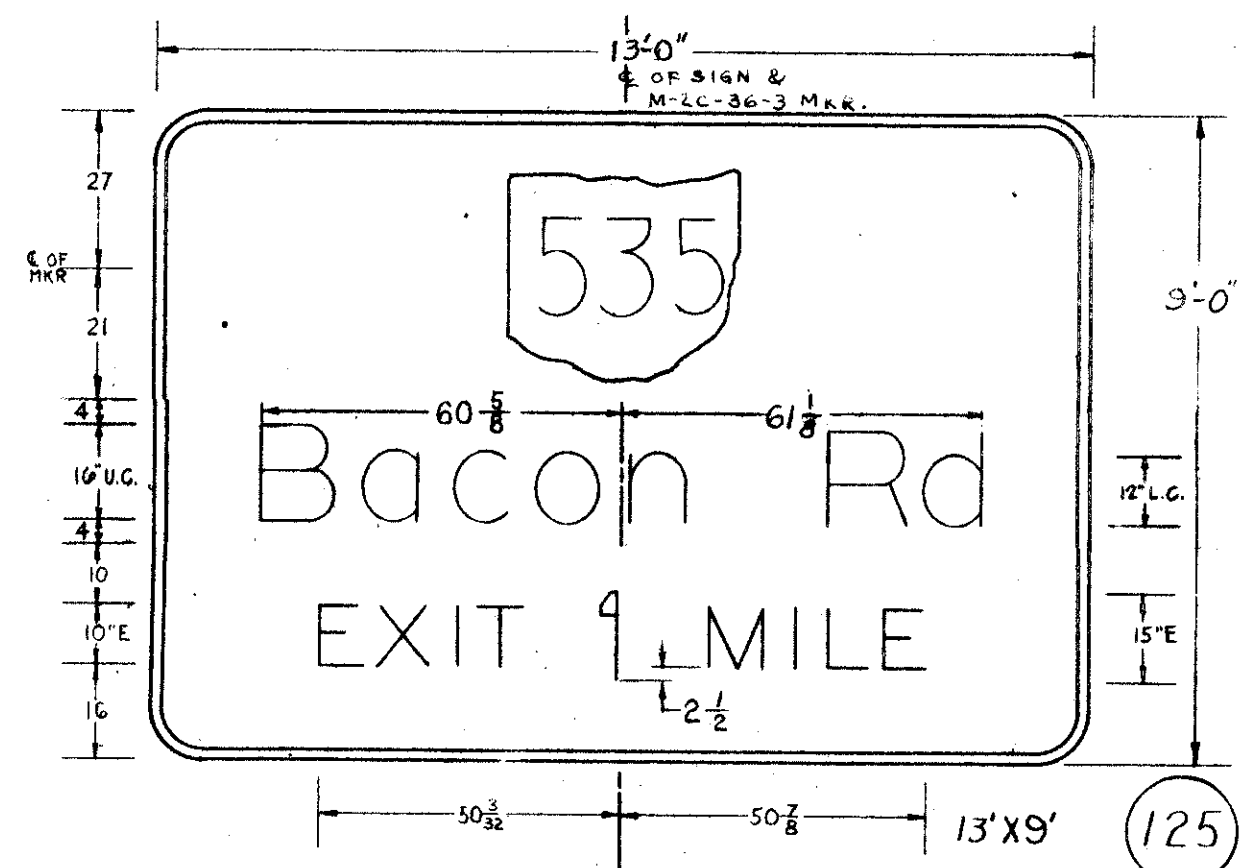
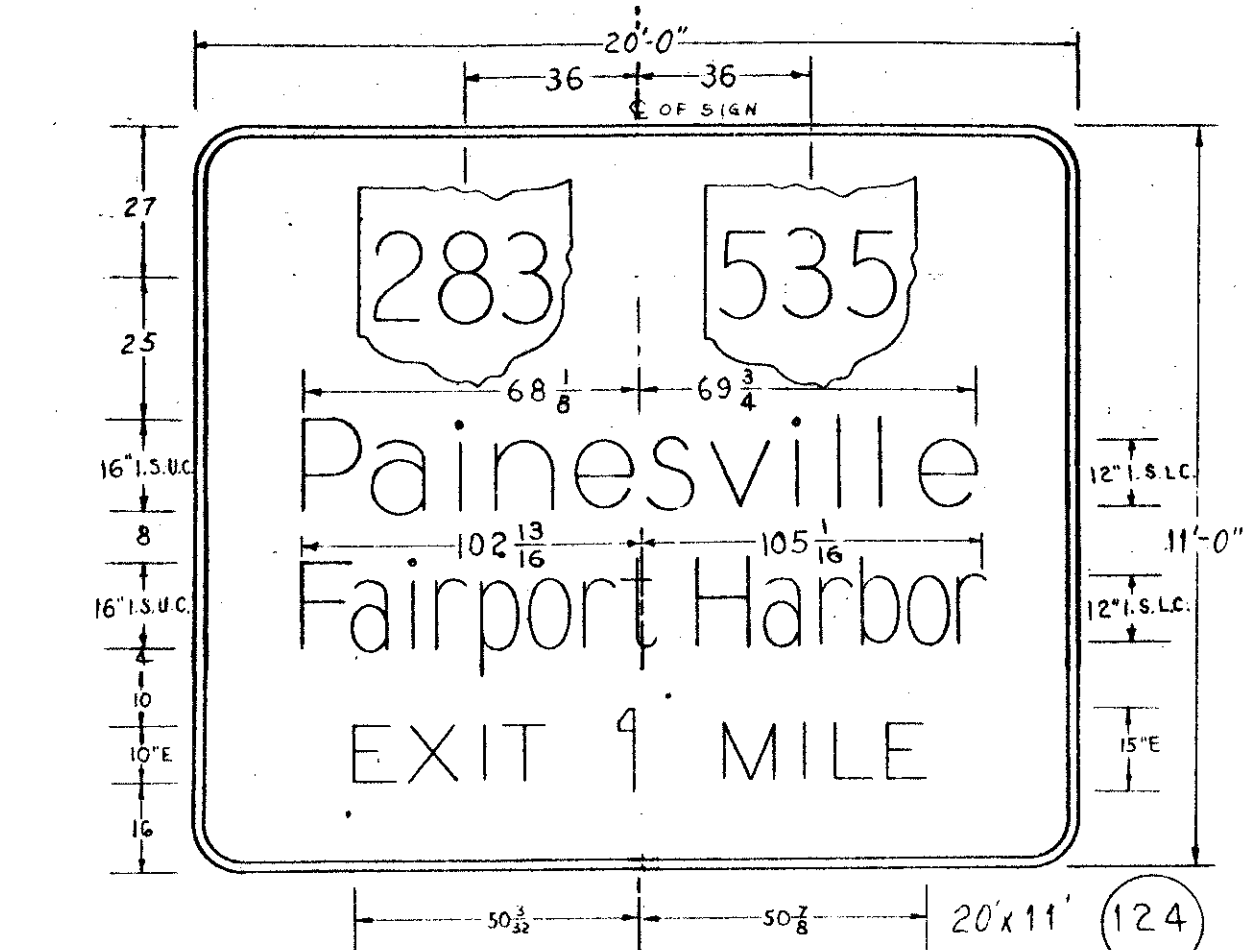


DOES NOT APPLY

SEE DESIGN NO. 30

SEE DESIGN NO. 4B

DOES NOT APPLY



P	a	i	n	e	s	v	i	i	e	13.33 UC
9.75	3.25	8.62	5.13	2.62	8.50	4.00	8.62	2.88	8.62	10" LC
LENGTH										
114.7/8										
F	a	i	r	p	o	r	t			Cont'd
9.87	2.88	8.62	5.13	2.63	5.12	6.88	3.75	8.62	3.00	LENGTH
Below										
H a r b o r										
13.33 UC										
10" LC										
LENGTH										
167 3/4										
P	a	i	n	e	s	v	i	i	e	16" UC
11.62	3.88	10.30	6.13	3.25	6.12	10.13	4.87	10.25	3.38	12" LC
LENGTH										
137 7/8										
F	a	i	r	p	o	r	t			Cont'd
11.87	3.38	10.37	6.13	3.25	6.12	8.25	4.50	10.38	4.87	LENGTH
Below										
H a r b o r										
16" UC										
12" LC										
LENGTH										
207 7/8										
E	x	i	t							10" E
6.75	2.50	7.62	3.18	3.25	6.75	13.00	4.88	14.50	8.50	15" (1)
LENGTH										
101										
B a c o n R o a d										
16" UC										
12" LC										
LENGTH										
121 3/4										
R I G H T L A N E										
10" E										
LENGTH										
97 7/8										
E N D S										
12" E										
LENGTH										
48 3/8										
1 / 2 M I L E										
10" E										
LENGTH										
72 1/2										
C l e v e l a n d										
13.33 UC										
10" LC										
LENGTH										
100 7/8										