
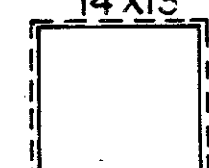
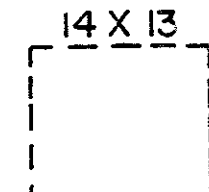
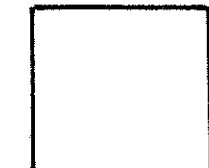
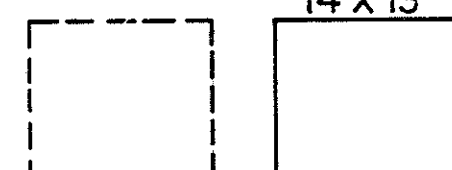




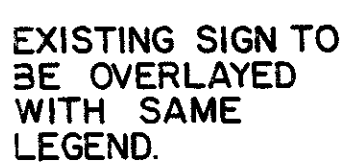


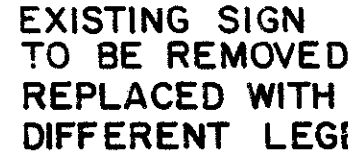


SIGN LEGEND

-  DASHED WITHOUT SIZE OR DESCRIPTION FROM OMUTCD
-  14 X 13 SOLID INSIDE DASHED WITH SIZE OR DESCRIPTION FROM OMUTCD
-  14 X 13 DASHED WITH SIZE OR DESCRIPTION FROM OMUTCD
-  SOLID WITH SIZE OR DESCRIPTION FROM OMUTCD
-  14 X 13 DASHED WITH SOLID NEXT TO IT WITH SIZE OR DESCRIPTION
-  1 GROUND MOUNTED SIGN NUMBER.
-  7-2 OVERHEAD SUPPORT NUMBER-OVERHEAD SIGN NUMBER.
-  BY BLACK LEGEND ON YELLOW BACKGROUND.
-  EXISTING SIGN TO BE REMOVED.
-  EXISTING SIGN TO BE OVERLAYED WITH SAME LEGEND.
-  EXISTING SIGN TO BE REMOVED AND REPLACED WITH SIGN OF SAME LEGEND.
-  PROVIDE NEW SIGN.
-  EXISTING SIGN TO BE REMOVED AND REPLACED WITH SIGN OF DIFFERENT LEGEND.

BEGIN PROJECT
S.L.M. 0.00
STA. 100+00
IX-73(41)

OVERHEAD SIGNING

SUPPORT NUMBER	WORK DESCRIPTION
7	REMOVE AND REERECT EXISTING OVERHEAD SUPPORT AT PROPOSED STATION. SUPPORT SHALL BE MODIFIED AS SHOWN IN THE ELEVATION VIEW. REMOVE EXISTING OVERHEAD SIGNS. ERECT NEW OVERHEAD SIGNS ON RELOCATED OVERHEAD SUPPORT.
9	REMOVE EXISTING OVERHEAD SIGN. ERECT NEW OVERHEAD SIGN ON EXISTING SUPPORT.

OVERHEAD SUPPORT NO. 9
STA. 111+00 E.B. S.R. 2
13' x 8'-6"
Wickliffe
Lloyd Rd
EXIT 1/4 MILE

Note: Quantities carried to General Summary from sheets 102 & 111

REF. NO. 2 NOT USED.