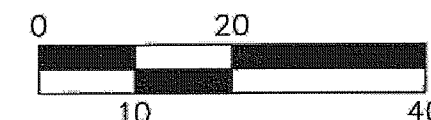

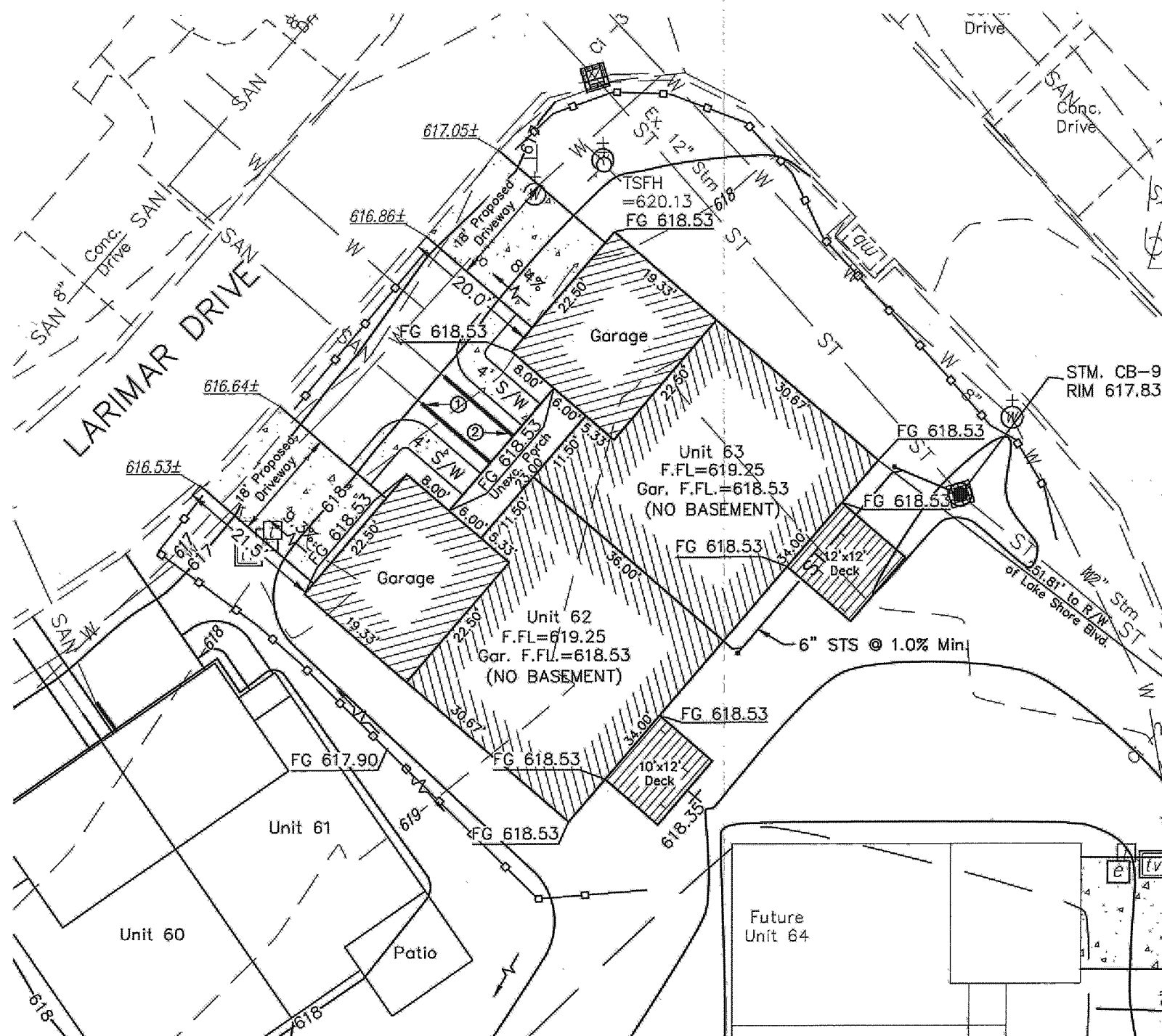


**CONSTRUCTION SCHEDULE FOR
EROSION CONTROL PLAN**

1. ESTABLISH SILT FENCES AND/OR COMBINATION BARRIERS AT TOP OF PROPOSED FILL SECTIONS AND ANY PROPOSED TEMPORARY STORM WATER DISCHARGE DITCHES, TO ALLOW FOR FILTERING OF ALL STORM WATER EXITING THE SITE.
2. INSTALL CONSTRUCTION ENTRANCE.
3. INSTALL COMBINATION BARRIERS AROUND ALL MANHOLES AND CATCH BASINS AS THEY ARE CONSTRUCTED.
4. CLEAR AND GRADE THE CONSTRUCTION AREA AS NECESSARY.
5. ACCOMPLISH ALL ROUGH GRADING REQUIRED FOR CUTS AND FILLS, AND FOR HOUSE AND UTILITY REQUIREMENTS.
6. BEGIN HOUSE CONSTRUCTION
7. TEMPORARY SEED ALL DISTURBED AREAS OUTSIDE OF PROPOSED HOUSE AND DRIVEWAY AREAS.
8. INSTALL UNDERGROUND UTILITIES - SANITARY SEWER CONNECTION, WATER SERVICE, ELECTRIC, PHONE, CABLE.
9. FINE GRADE AND SEED ENTIRE PROJECT SITE.

GENERAL NOTES:

1. PROJECT BENCH MARK - EX. HYDRANT TOP OF STEM ELEVATION = 620.13. LOCATED BETWEEN AT THE INTERSECTION OF LARIMAR DRIVE, NORTHEAST OF UNIT 63.
2. PROPOSED DRIVE WAYS SHALL BE 6" THICK CONCRETE.
3. PERMANENT DOWN SPOUTS SHALL BE CONNECTED TO THE STORM SEWER SYSTEM.
4. CONTRACTOR SHALL FIELD VERIFY LOCATION AND ELEVATION OF ALL EXISTING LATERAL INVERTS THAT WILL SERVICE THE PROPOSED BUILDING PRIOR TO FOUNDATION EXCAVATION.
5. "CLEANOUT" REFERS TO TYPICAL CITY OF WILLOWICK TEST TEE.
6. HOME OWNERS ASSOCIATION WILL BE RESPONSIBLE FOR FUTURE PROBLEMS THAT MAY OCCUR WITH ONLY ONE SANITARY AND STORM LATERAL PER DUPLEX.
7. CONTRACTOR SHALL ENSURE POSITIVE STORM DRAINAGE BETWEEN BUILDINGS.
8. GRINDER PUMP MUST BE PROVIDED FOR BASEMENT SANITARY SERVICE



1"=20'
Horizontal Scale
in Feet

LEGEND

- 000--- EXISTING CONTOUR
- 000— PROPOSED CONTOUR
- 000.00±/ EXISTING SPOT ELEVATION
- 000.00/ PROPOSED SPOT ELEVATION
- ~ PROPOSED DRAINAGE DIRECTION
- PROPOSED SILT BARRIER
- PROPOSED SILT FENCE

① 6" SAN. CONN.
@ 1.0% MIN.
(INV. @ BUILDING = 611.81)

② 1" WATER SERVICE CONN.

Stormwater Management Plan
Approved as shown and/or noted
JAMES R. GILLS, P.E.
County Drainage Engineer

By _____ Date _____

Stormwater Management Plan
Approved as shown and/or noted
JAMES R. GILLS, P.E.
County Drainage Engineer
By GJH Date 9/25/14

