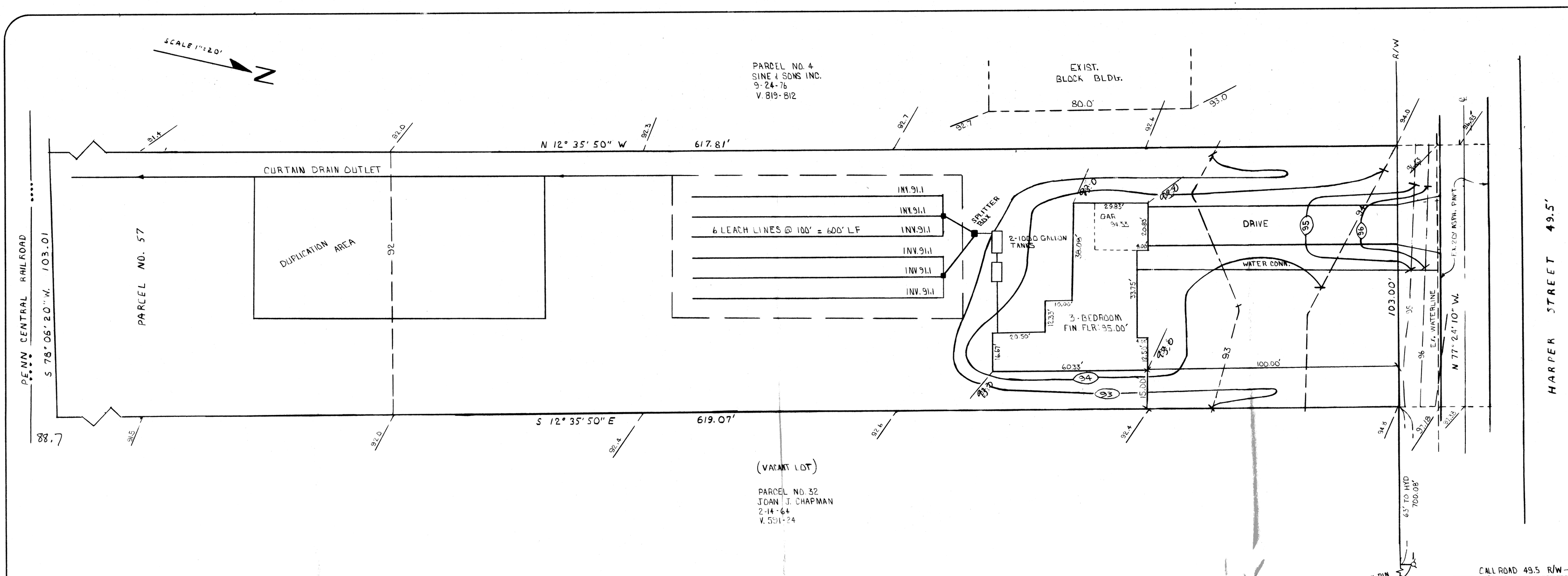

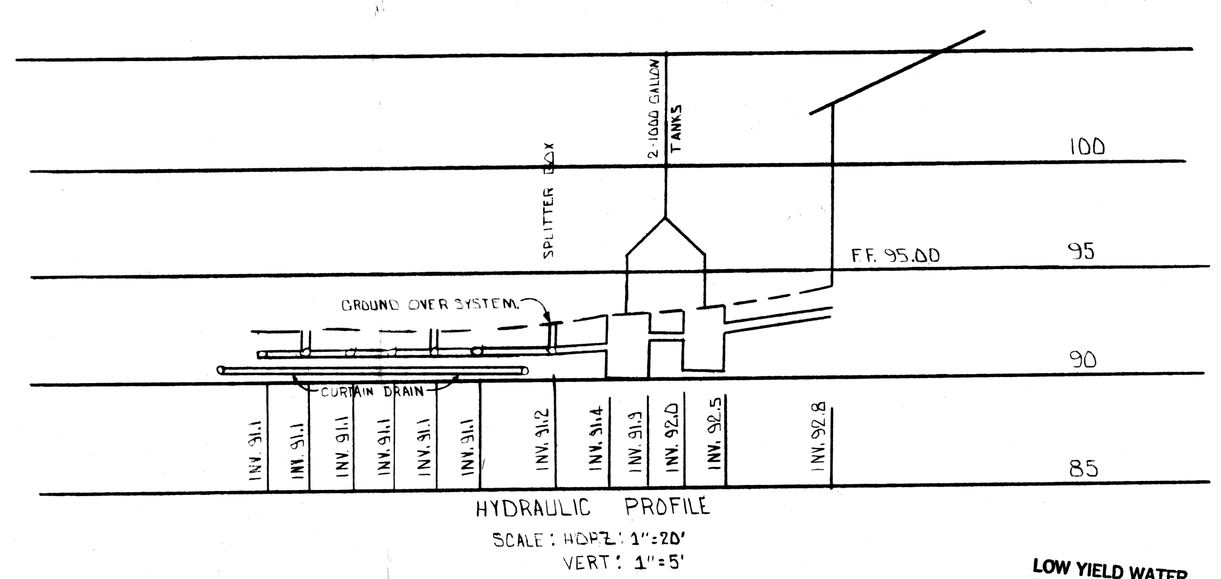

HYDRAULIC PROFILE
SCALE: HORZ: 1"=20'
VERT: 1"=5'

LOW YIELD WATER FIXTURES REQUIRED ON ALL:
- Shower Head
- Toilet

A. To be brought to finished grade
1. Septic tank manhole covers
2. Splitter box cover
3. Distribution box cover

B. No footer drains or downspouts to be discharged into septic tanks
C. All waste water to be discharged into septic tanks

I, THE UNDERSIGNED HEREBY DECLARES THAT THE TOPOGRAPHY SHOWN HEREON, INDICATED BY ONE FOOT CONTOURS AND ELEVATIONS, REPRESENTS AN ACTUAL FIELD TOPOGRAPHIC SURVEY MADE UNDER MY SUPERVISION ON THE 28TH DAY OF JULY, 1994 AND THAT THE ELEVATIONS WERE TAKEN AT APPROPRIATE INTERVALS AND THAT AS OF THAT DATE THEY EXISTED AS INDICATED HEREON.

Joseph Gutoskey PS
JOSEPH GUTOSKEY, P.S. NO.: 7567

Reviewed and Accepted
LAKE COUNTY GENERAL HEALTH DISTRICT
Date 8-4-94
JOEL LUCIA, R.S., M.P.H.
Health Commissioner
BY J. Lindsay

STATE OF OHIO
JOSEPH GUTOSKEY
7567
REGISTERED
PROFESSIONAL SURVEYOR

SEWAGE DISPOSAL PERMIT MUST BE OBTAINED BY A LAKE COUNTY LICENSED INSTALLER BEFORE INSTALLATION IS STARTED.

Dary
CALL R.L. 2704

CHECK LIST
LOT DIMENSIONS & BEARINGS
TIE TO NEAREST STREET
SUBLOT No. (PARCEL No.)
SURROUNDING OWNERS
BUILDING DIMENSIONS
SETBACK, SIDEYARD, REARYARD
FINISHED GRADES
DRIVE & APRON TYPE, WIDTH, THICKNESS
SIDEWALK TYPE, WIDTH, THICKNESS
CULVERT TYPE, DIAM., LENGTH
WATER MAIN SIZE, LOCATION
SAN. SEWER SIZE, % GRADE, LOCATION
SAN. M.H. CAST, ELEV., INV. ELEV.
SAN. CONN. SIZE, % GRADE, LOCATION
STORM SEWER SIZE, % GRADE, LOCATION
STORM M.H. CAST, ELEV., INV. ELEV.
PAVT. TYPE, GRADE, CURBS
GAS LINE LOC., SIZE
SEPTIC SYSTEM & DUPLICATION
WELL LOCATION & ISOLATION RADIUS

STATE OF OHIO
JOSEPH GUTOSKEY
7567
REGISTERED
PROFESSIONAL SURVEYOR
STATE SEAL

DESIGN CERTIFICATION
THIS PLAT WAS PREPARED BY ME, AND IS CORRECT TO THE BEST OF MY KNOWLEDGE.
Joseph Gutoskey PS 8/11/94
NAME DATE

TYPICAL LEACHING TRENCH CROSS SECTION

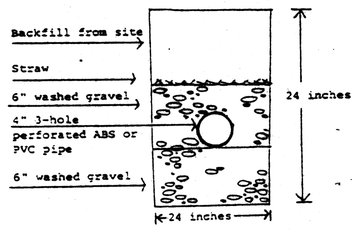

* The standard leaching trench is 24 inches deep, however the trench can vary between 18 to 30 inches deep if necessary. Gravel requirement is standard - amount of backfill would vary.

TYPICAL CURTAIN DRAIN CROSS SECTION

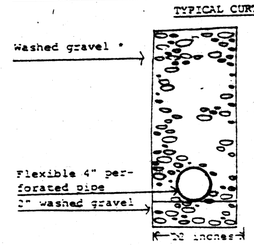

* The curtain drain must be 6 inches deeper than deepest ET/Leaching trench bottom.

TYPICAL TRENCHING DETAILS

Grading Plan Approved as shown and/or noted
THOMAS P. GILLES, P.E.
Lake County Engineer
GJH Date 8-4-94
Lower FG TO 93.0

Revisions:
1
2
3
4
5
6
7

OWNER
SCOTT CHAPMAN
4534 HARPER ST.
PERRY, OHIO

GUTOSKEY & ASSOCIATES INC.
Civil Engineers and Surveyors
8315 Perkins Ave.
Cleveland, Ohio 44104
Tel (216) 881-2900
Fax (216) 881-5131

SITE PLAN FOR QUALITY HOMES
PERRY VILLAGE - LAKE COUNTY - OHIO

JUNE 1994
Scale Hor. 1" = 20'
Vert. 1" = 5'
Filename:
Checked By:
F.B. #

Sheet	Of
1	1

CONTRACT No.
94-595