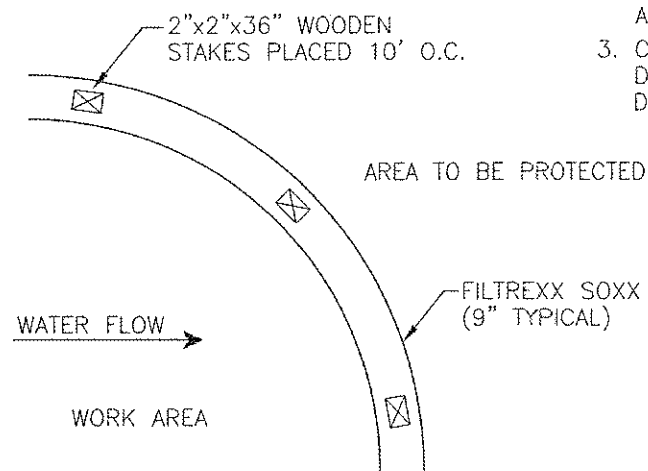


SECTION



PLAN

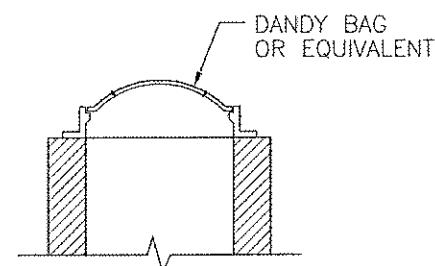
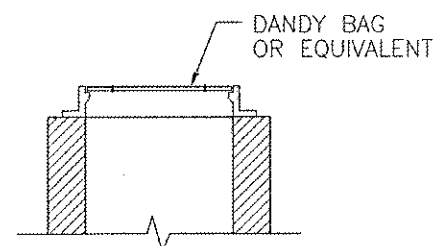
FILTREXX SEDIMENT CONTROL

NOTES:

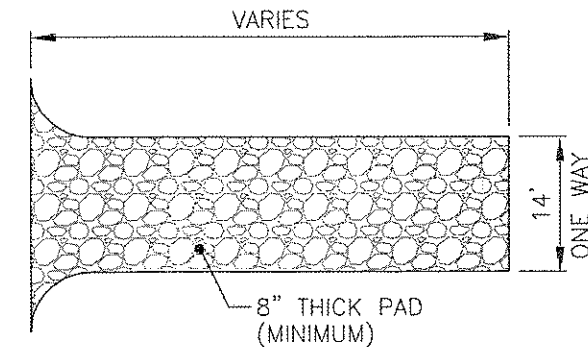
1. ALL MATERIAL TO MEET FILTREXX SPECIFICATIONS
2. FILTER MEDIA FILL TO MEET APPLICATIONS REQUIREMENTS
3. COMPOST MATERIAL TO BE DISPERSED ON SITE, AS DETERMINED BY OWNER.

Temporary Seeding Species Selection			
Seeding Dates	Species	Lb./1,000 ft.	Per Acre
March 1 to August 15	Oats	3	4 bushel
	Tall Fescue	1	40 lb.
	Annual Ryegrass	1	40 lb.
	Perennial Ryegrass	1	40 lb.
	Tall Fescue	1	40 lb.
August 16 to November 1	Annual Ryegrass	1	40 lb.
	Rye	3	2 bushel
	Tall Fescue	1	40 lb.
	Annual Ryegrass	1	40 lb.
	Wheat	3	2 bushel
November 1 to Spring Seeding	Tall Fescue	1	40 lb.
	Annual Ryegrass	1	40 lb.
	Perennial Ryegrass	1	40 lb.
	Tall Fescue	1	40 lb.
	Annual Ryegrass	1	40 lb.
Note: Other approved seed species may be substituted.			

TEMPORARY SEEDING SPECIFICATION



FILTER FABRIC EROSION CONTROL FOR MANHOLES OR INLETS



1. THE AGGREGATE SIZE FOR CONSTRUCTION OF THE PAD SHALL BE 2 INCH STONE. PLACE THE GRAVEL FLUSH TO THE EXISTING ADJACENT PAVEMENT, SMOOTH IT, AND LEVEL IT AS REQUIRED.
2. THE THICKNESS OF THE PAD SHALL NOT BE LESS THAN 8 INCH MINIMUM. USE NON-WOVEN GEOTEXTILE FABRICS TO IMPROVE STABILITY OF THE FOUNDATION. GEOTEXTILE FABRIC SHALL BE TREVIRA SPUN BOUND TYPE 011/250 OR APPROVED EQUAL. IT SHALL HAVE A GRAB TENSILE STRENGTH OF AT LEAST 190 LB. AND WILL BE PLACED OVER THE ENTIRE AREA PRIOR TO PLACING OF STONE.
3. THE WIDTH OF THE PAD SHALL NOT BE LESS THAN THE FULL WIDTH OF ALL POINTS OF INGRESS OR EGRESS AND IN ANY CASE SHALL NOT BE LESS THAN 14 FEET WIDE.
4. MAINTENANCE – THE ENTRANCE SHALL BE MAINTAINED IN A CONDITION WHICH WILL PREVENT TRACKING OR FLOWING OF SEDIMENT ON TO PUBLIC RIGHT-OF-WAY(S). THIS MAY REQUIRE PERIODIC TOP DRESSING WITH ADDITIONAL STONE. MUD SPILLED, DROPPED, WASHED, OR TRACKED ONTO PUBLIC ROADS, OR ANY SURFACE WHERE RUNOFF IS NOT CHECKED BY SEDIMENT CONTROLS, SHALL BE REMOVED IMMEDIATELY. REMOVAL SHALL BE ACCOMPLISHED BY SCRAPING AND/OR SWEEPING.
5. PERIODIC INSPECTION AND NEEDED MAINTENANCE SHALL BE PROVIDED AFTER EACH RAIN, OR EVERY SEVEN DAYS.
6. CONSTRUCTION ENTRANCES SHALL NOT BE RELIED UPON TO REMOVE MUD FROM VEHICLES AND PREVENT OFF-SITE TRACKING. VEHICLES THAT ENTER AND LEAVE THE CONSTRUCTION SITE SHALL BE RESTRICTED FROM MUDDY AREAS.

STABILIZED CONSTRUCTION ENTRANCE

SITE PLAN
LAKE ERIE SHORES - PHASE 5
SUBLOT 318
 PAINESVILLE TOWNSHIP - LAKE COUNTY - OHIO

Engineering, Inc.
 10 West Erie Street, Suite 201 Painesville, Ohio 44077
 Phone (440) 352-0550 352-9222 Fax (440) 352-0106
 ozbowengineering@global.net

JOB NUMBER:	11014	DATE:	12-17-12	DRAWN BY:	GRT	CHECKED BY:	LME	NO.	REVISION	BY	DATE